


# COMMUNION AT THE LAST SUPPER

## LUKE 22:1-20



### YOU WILL NEED:


- TEMPLATE 1 PRINTED ONTO WHITE CARD
- TEMPLATE 2 PRINTED ONTO GREEN CARD
- SCISSORS
- COLOURED PENCILS OR FELT TIPS
- DOUBLE-SIDED TAPE OR GLUE STICK




STEP 1: COLOUR IN CROSS, BREAD AND WINE FROM TEMPLATE 1




STEP 2: CUT THEM OUT




STEP 3: CUT OUT TEMPLATE 2




STEP 4: FOLD CIRCLE IN THE MIDDLE ALONG THE DOTTED LINE



**STEP 5: CUT ALONG THE FOUR HORIZONTAL LINES**



**STEP 6: OPEN OUT THE CIRCLE AND PUSH THE CUT AREAS FORWARD ALONG THE DOTTED LINES**




**STEP 7: STICK THE CROSS BETWEEN THE TWO PRINTED CROSSES ON THE CIRCLE**



**STEP 8: STICK THE BREAD AND THE WINE ONTO THE RAISED SECTIONS**





**FOR A SHORTER SESSION:  
PREPARE STEP 2 AND 3**

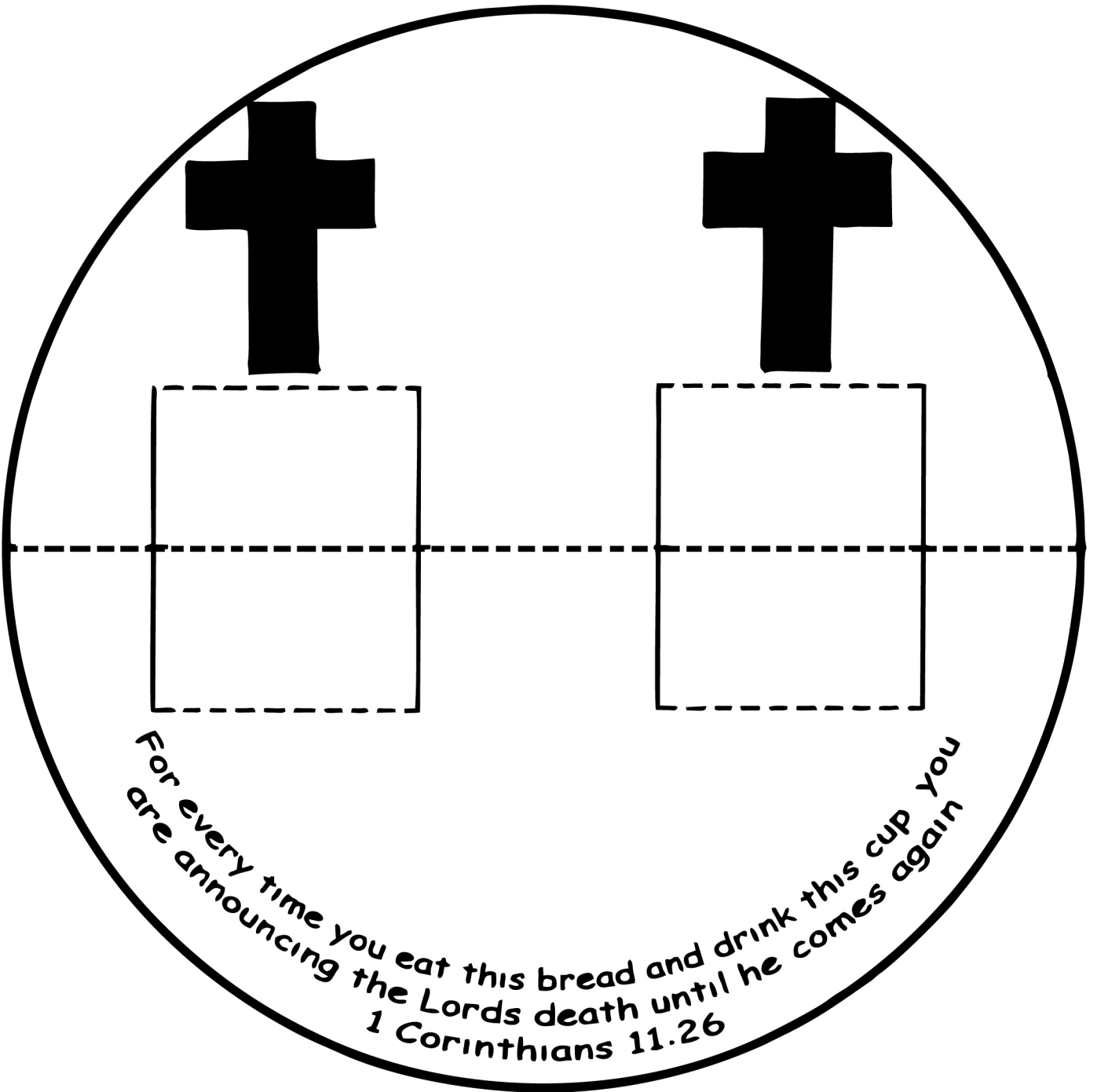


**JESUS USED BREAD AND WINE AS SYMBOLS TO SHOW US HOW HE WAS GOING TO GIVE HIS PHYSICAL BODY AND BLOOD FOR US. WHEN WE EAT THE BREAD AND DRINK THE WINE, WE ACCEPT THIS GIFT THAT HE GIVES US**

Template 1



# Template 2




# I AM THE TRUE VINE JOHN 15:1-17




## YOU WILL NEED:


- TEMPLATE 1 PRINTED ONTO PURPLE CARD
- TEMPLATE 2 PRINTED ONTO GREEN CARD
- TEMPLATE 3 PRINTED ONTO WHITE CARD
- SCISSORS
- COLOURED PENCILS OR FELT TIPS
- WHITE GLUE
- TAPE
- PURPLE TISSUE PAPER
- THICK CARDBOARD



STEP 1: CUT OUT BRANCH SHAPE (TEMPLATE PROVIDED IF NECESSARY)



STEP 2: CUT OUT TEMPLATE 1




STEP 3: FOLD SHAPE ON ITSELF INTO A CONE, AND USE TAPE TO HOLD IT IN PLACE



STEP 4: ROLL TISSUE PAPER INTO BALLS



**STEP 5: STICK THEM ONTO THE CONE**




**STEP 6: CUT OUT TEMPLATE 2 AND FOLD IT ALONG THE DOTTED LINES**



**STEP 7: STICK THE FLAPS OF THE LEAVES ON OPPOSITE SIDES OF THE CONE, TO MAKE A HANDLE**



**STEP 8: COLOUR IN AND CUT OUT TEMPLATE 3**



**STEP 9: STICK GRAPES ON THE BACK OF THE BRANCH**

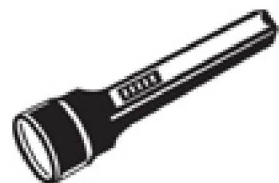


**STEP 10: HOOK FIRST BUNCH OF GRAPES ON THE END**




**FOR A SHORTER SESSION:  
PRE-CUT THE PIECES  
FOR A SHORTER SESSION STILL:  
SKIP EITHER THE TISSUE PAPER  
BUNCH OF GRAPES OR THE COLOURED  
BUNCH OF GRAPES, AND  
JUST HAVE ONE BUNCH STUCK  
ON THE END**


**JESUS GIVES US LIFE. IF  
WE WANT TO GET FULL,  
SPIRITUAL, ETERNAL LIFE,  
WE NEED TO KNOW HIM  
AND STAY CLOSE TO  
HIM. THIS IS WHEN WE  
CHANGE AND START TO  
BECOME LIKE HIM.**



# Template 1





Template 2





Template 3



Template 4

