

# Rachel Stole an Idol

## Genesis 31

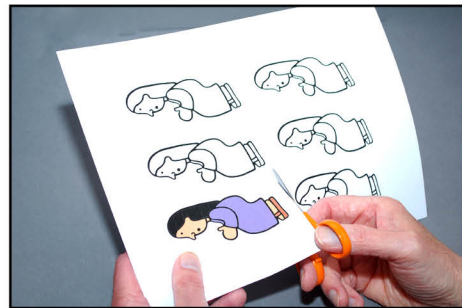


You will need:


- template 1 printed onto white card
- template 2 and 3 printed onto brown card
- template 4 printed onto coloured card
- template 5 printed onto yellow card
- scissors
- double-sided tape
- coloured pencils or felt tips




Step 1: colour in template 1




Step 2: cut out templates




Step 3: fold template 2 along dotted lines




Step 4: fold it round till the tab meets the other side




Step 5: stick the tab to make a stand



Step 6: stick the camel to the side of it



Step 7: fold template 4 along dotted line



Step 8: stick template 5 piece inside



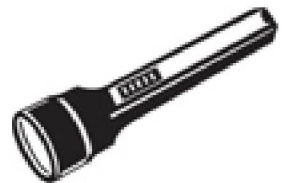
Step 9: stick one side of camel sack to the camel



Step 10: stick Rachel on top of the camel sack.










For a shorter session:  
pre-cut templates  
For a shorter session still:  
use pre-coloured template 1



Rachel did not completely trust God. She still wanted to keep an idol.

# Template 1






Rachel had taken the household idols and hidden them in her camel saddle, and now she was sitting on them.

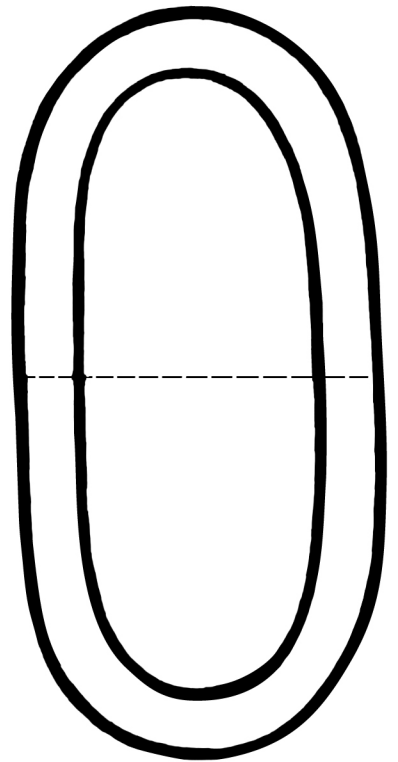
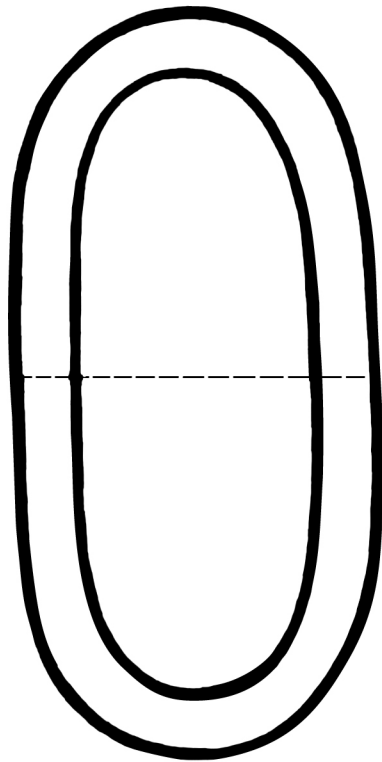
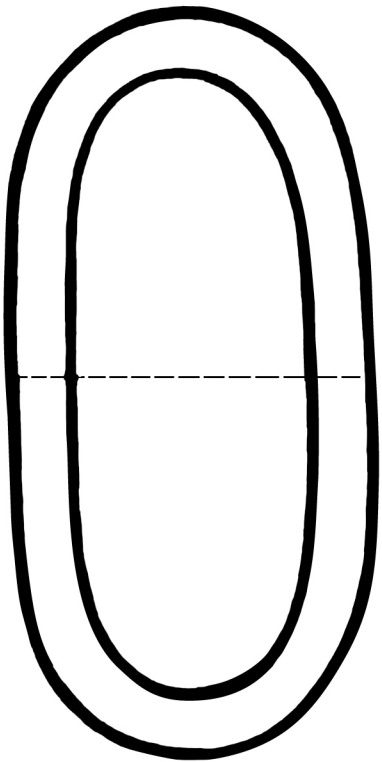
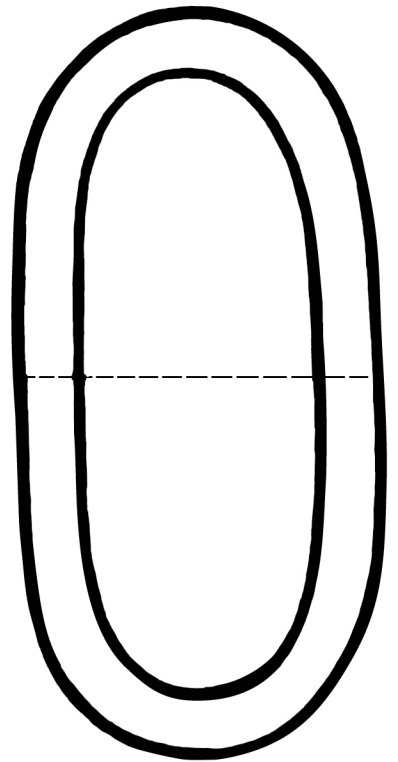
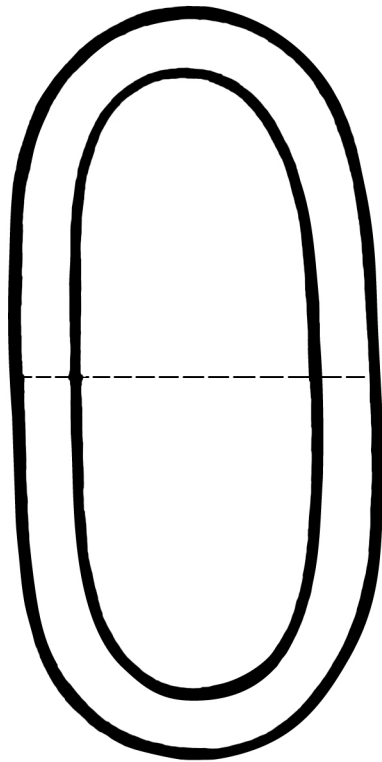
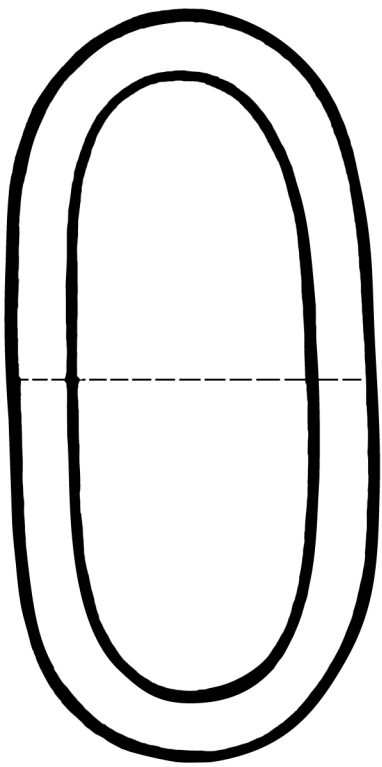
Genesis 31:34

Template 2

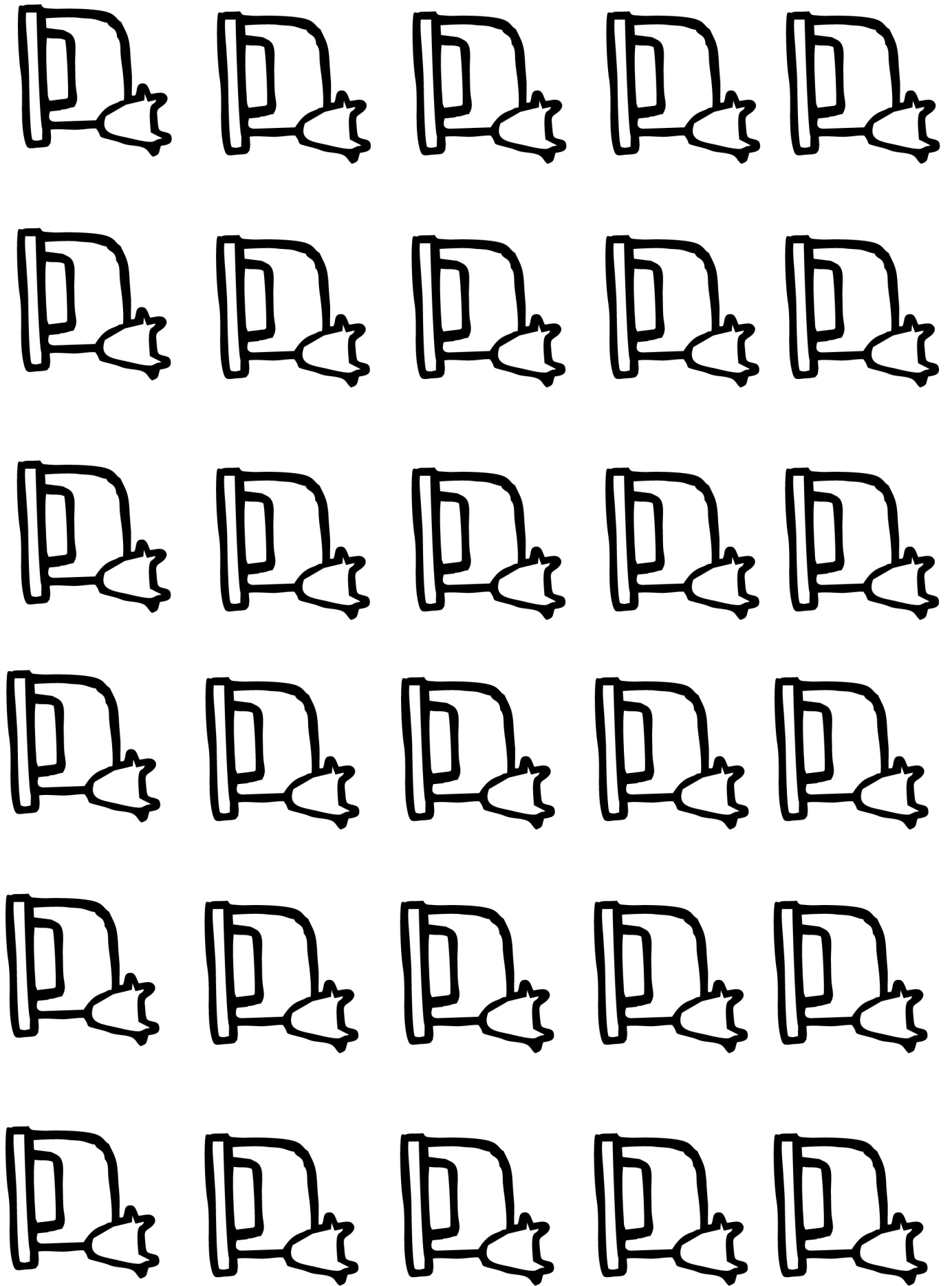


Template 3











Template 4



Template 5

# Template 1




# A Wife for Isaac

Genesis 24




You will need:


- template 1 printed onto white card
- template 2 printed onto brown card
- scissors
- double-sided tape
- tape
- coloured pencils or felt tips




Step 1: colour template 1



Step 2: cut out template 1




Step 3: cut out template 2 into two strips




Step 4: tape strips together to make a line of camels





Step 5: cut along top of camels to give it shape (optional)



Step 6: curl camels around and stick to make a loop






Step 7: stick characters onto camels



For a shorter session:  
Pre-cut templates  
For a shorter session still:  
Use pre-coloured template 1





Rebekah was not a perfect person, but she had a helpful heart, and she trusted God.



Template 1

Template 2





Template 1