



# TIMOTHY JOINS PAUL AND SILAS

ACTS 16:1-5




YOU WILL NEED:

- TEMPLATE PRINTED ONTO CARD
- CEREAL BOX
- GLUE STICK
- TAPE
- YARD
- SCISSORS
- COLOURED PENCILS OR FELT TIPS
- CLOTHES PEGS



STEP 1: COLOUR IN TEMPLATE



STEP 2: CUT OUT TEMPLATE




STEP 3: STICK BUILDINGS ONTO CEREAL BOX



STEP 4: CUT AROUND BUILDINGS



**STEP 5: TAPE YARN ONTO THE BACK OF THE BUILDINGS**





**STEP 6: STICK THE FIGURES ONTO CLOTHES PEGS**



**STEP 7: PEG FIGURES ONTO THE BUILDINGS**




**FOR A SHORTER SESSION:  
PREPARE STEP 2 AND 3**




# PAUL IS BITTEN BY A SNAKE

ACTS 28:1-6




## YOU WILL NEED:


- TEMPLATE 1 PRINTED ONTO WHITE CARD
- TEMPLATE 2 PRINTED ONTO YELLOW CARD
- TEMPLATE 3 PRINTED ONTO ORANGE CARD
- TEMPLATE 4 PRINTED ONTO RED CARD
- DOUBLE-SIDED TAPE
- SCISSORS
- COLOURED PENCILS OR FELT TIPS



STEP 1: COLOUR IN SNAKE ON TEMPLATE 1




STEP 2: CUT OUT SNAKE




STEP 3: CUT VERTICAL SLIT ON FLAP




STEP 4: FOLD THE SNAKE DOWN THE MIDDLE DOTTED LINE




**STEP 5: FOLD THE FLAPS OUTWARDS**




**STEP 6: CUT OUT TEMPLATE 2, 3 AND 4**



**STEP 7: FOLD TEMPLATE 2 DOWN THE MIDDLE DOTTED LINE**



**STEP 8: STICK THE FLAPS OF THE SNAKE ON THE MARKED AREAS**



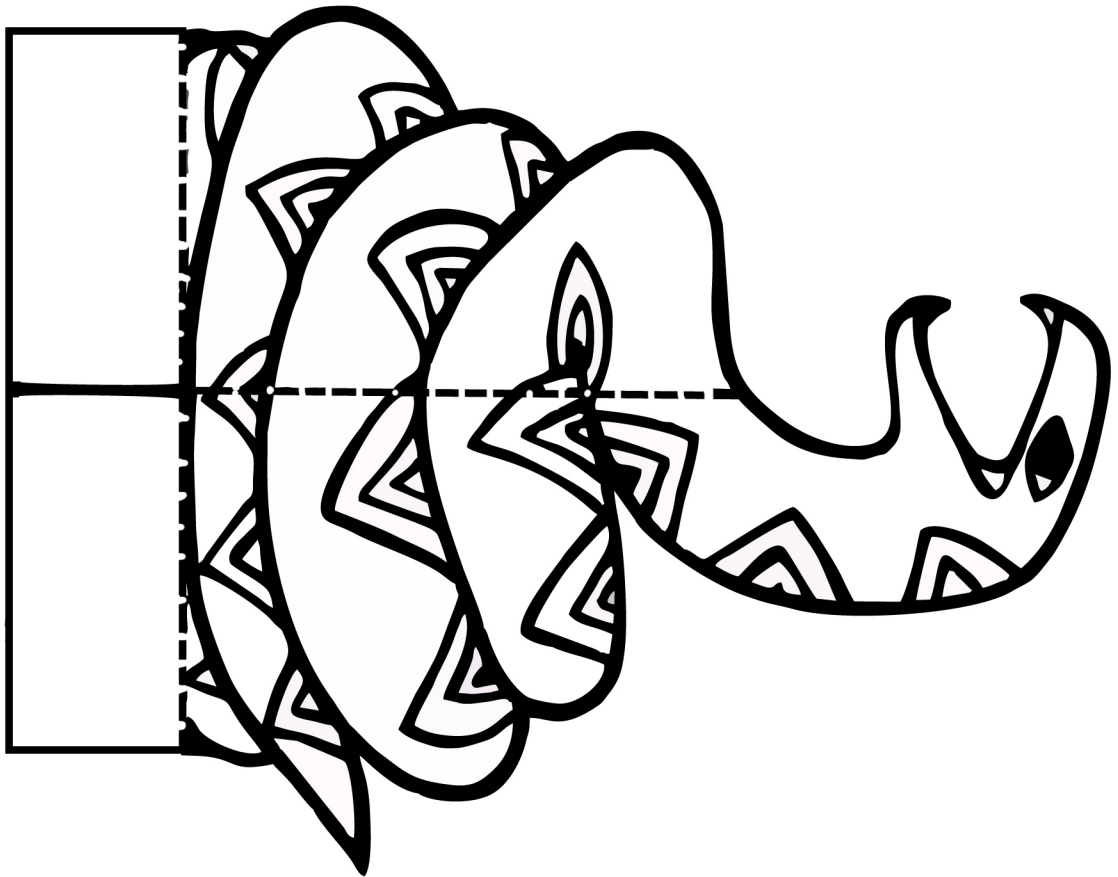
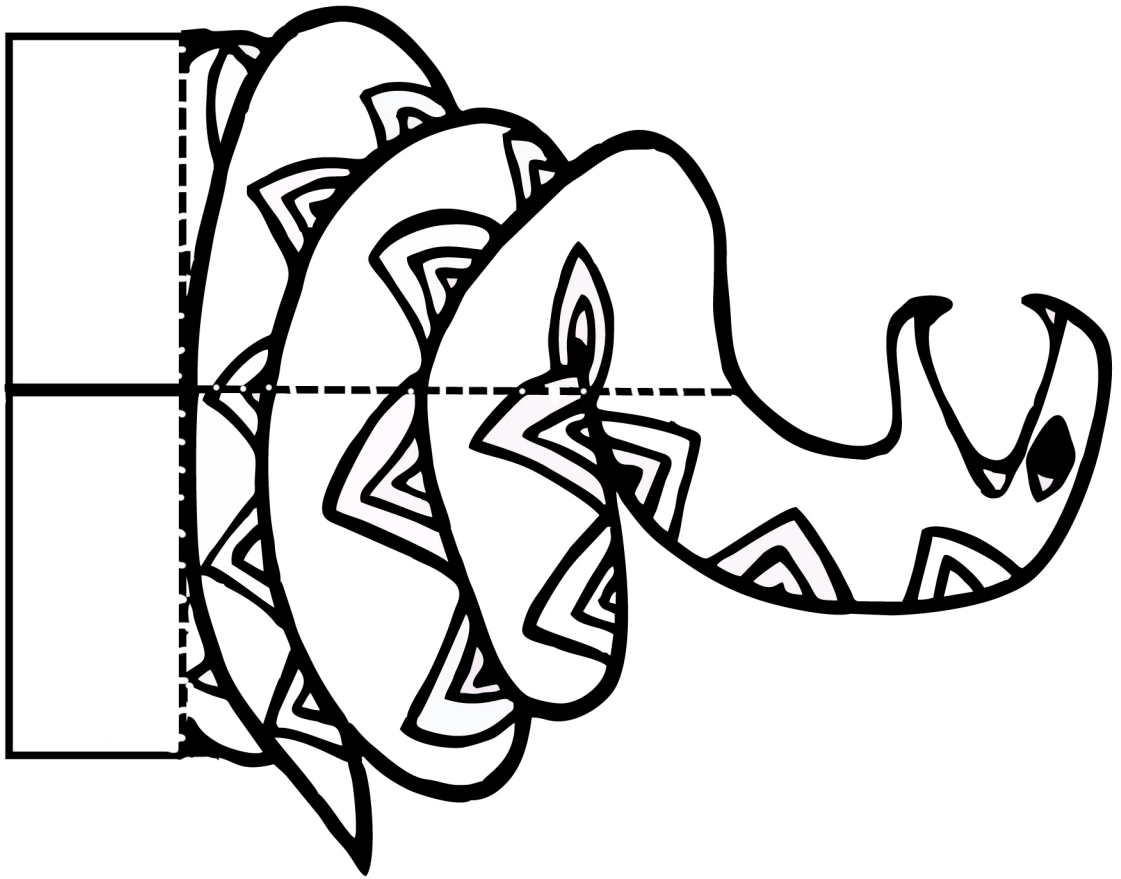
**STEP 9: STICK TEMPLATE 3 AND 4 SHAPES ONTO THE OUTSIDE OF THE FOLDED TEMPLATE 2 TO MAKE A FIRE PATTERN**

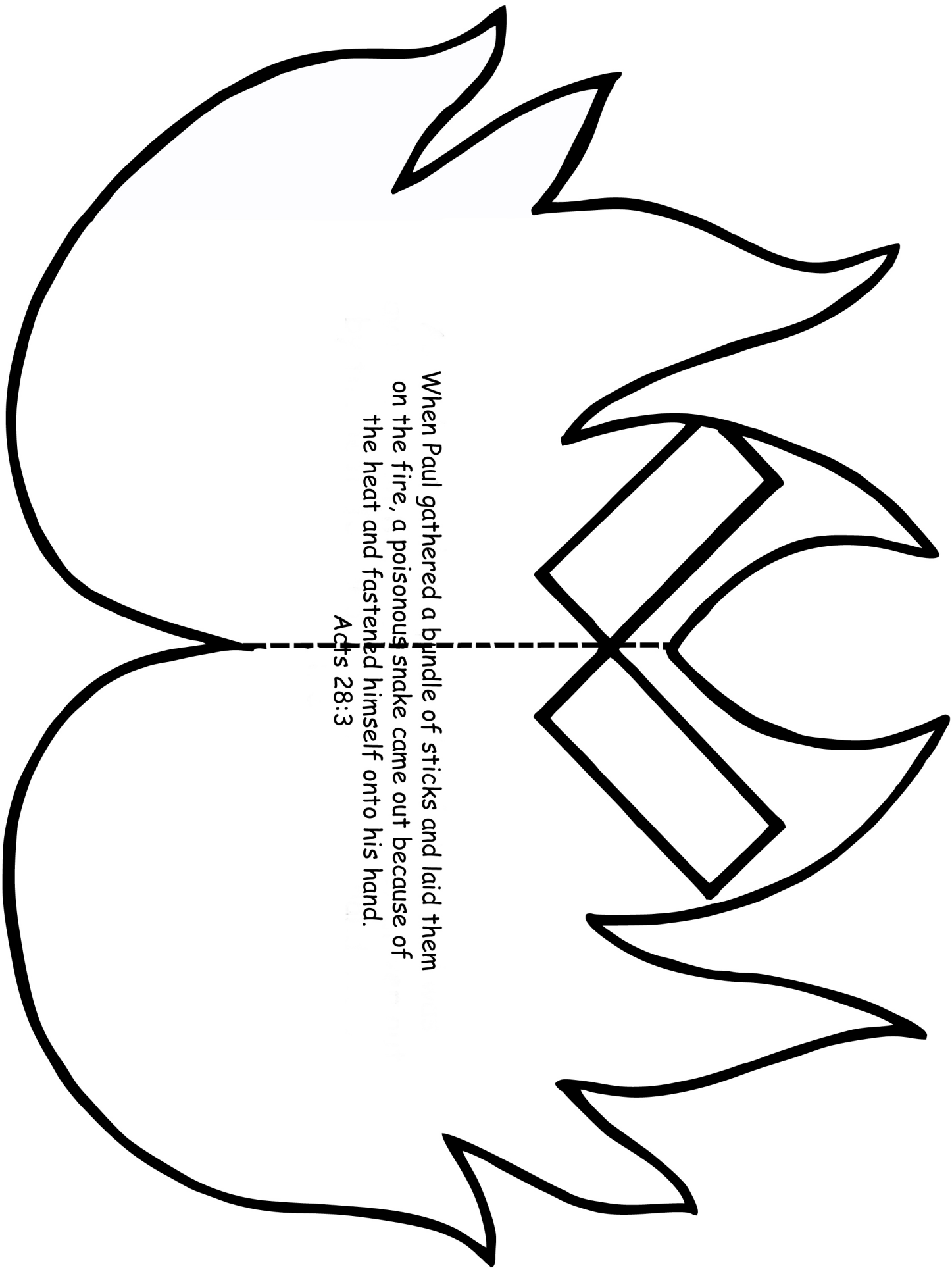


**GOD PROTECTED PAUL WHEN HE WAS INJURED. THE PEOPLE BELIEVED THAT HE WAS A CRIMINAL, AND THEN THAT HE WAS A GOD. NEITHER WERE TRUE. PAUL CAME TO TELL THE PEOPLE THE TRUTH**



**FOR A SHORTER SESSION: PREPARE STEP 2, 3 AND 6**





When Paul gathered a bundle of sticks and laid them on the fire, a poisonous snake came out because of the heat and fastened himself onto his hand.

Acts 28:3

