

STEPHEN ACTS 7:54-60



YOU WILL NEED:


- TEMPLATE 1 PRINTED ONTO WHITE CARD
- TEMPLATE 2 PRINTED ONTO BLUE CARD
- SCISSORS
- COLOURED PENCILS OR FELT TIPS
- GLUE




STEP 1: COLOUR IN TEMPLATE 1



STEP 2: CUT OUT TEMPLATE 1



STEP 3: CUT OUT TEMPLATE 2



STEP 4: FOLD 2 DOTTED LINES TO MAKE FLAPS



STEP 5: STICK CLOUDS N FOLDED FLAPS



STEP 6: STICK FIGURE AND CLOUDS INSIDE

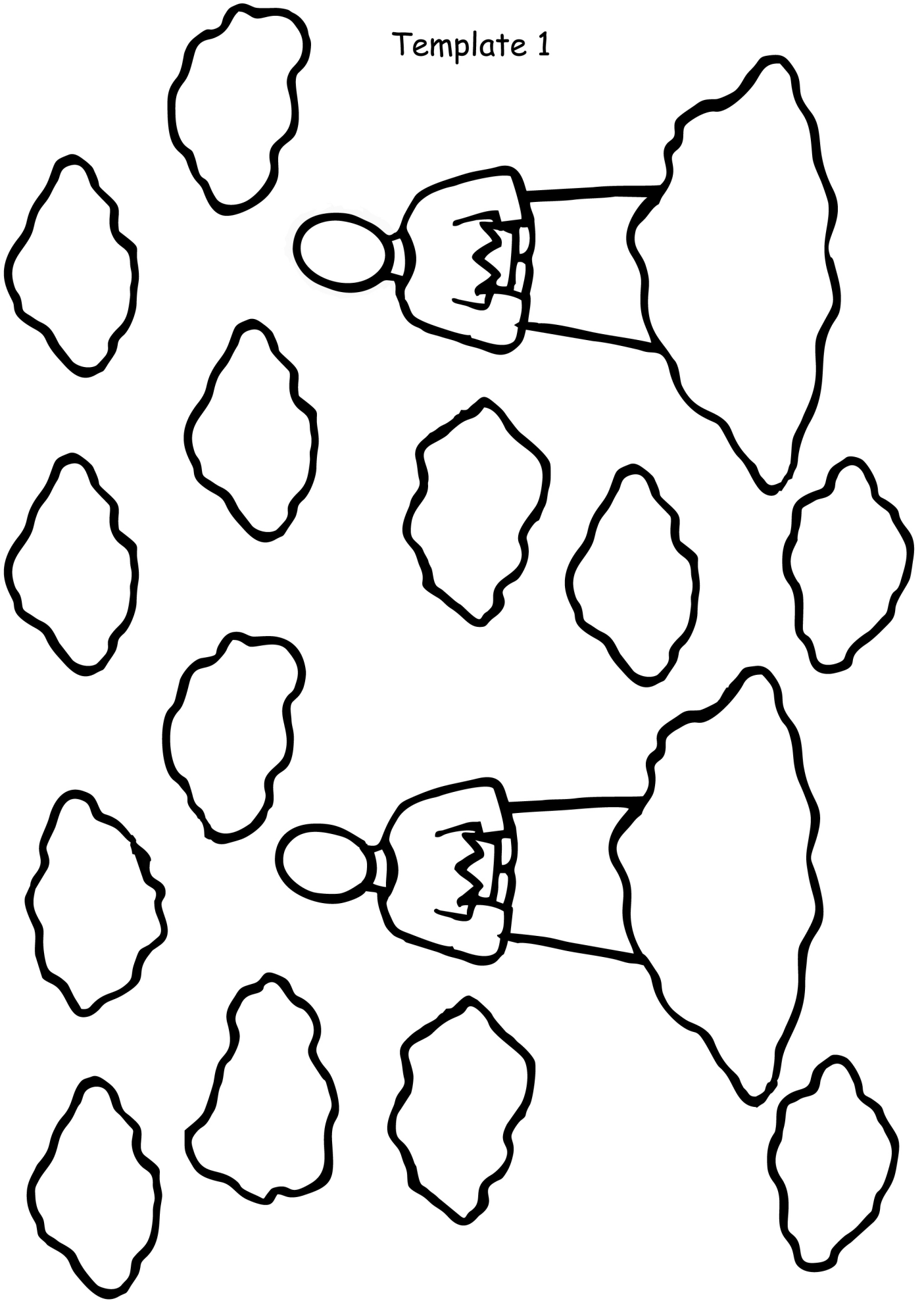


GOD ALLOWED STEPHEN TO BE KILLED FOR BELIEVING IN HIM, BUT HE SHOWED HIM A VISION OF THE PRIZE THAT GOD HAD FOR HIM IN HEAVEN, WHICH WAS BETTER THAN ANYTHING IN THE WHOLE WORLD

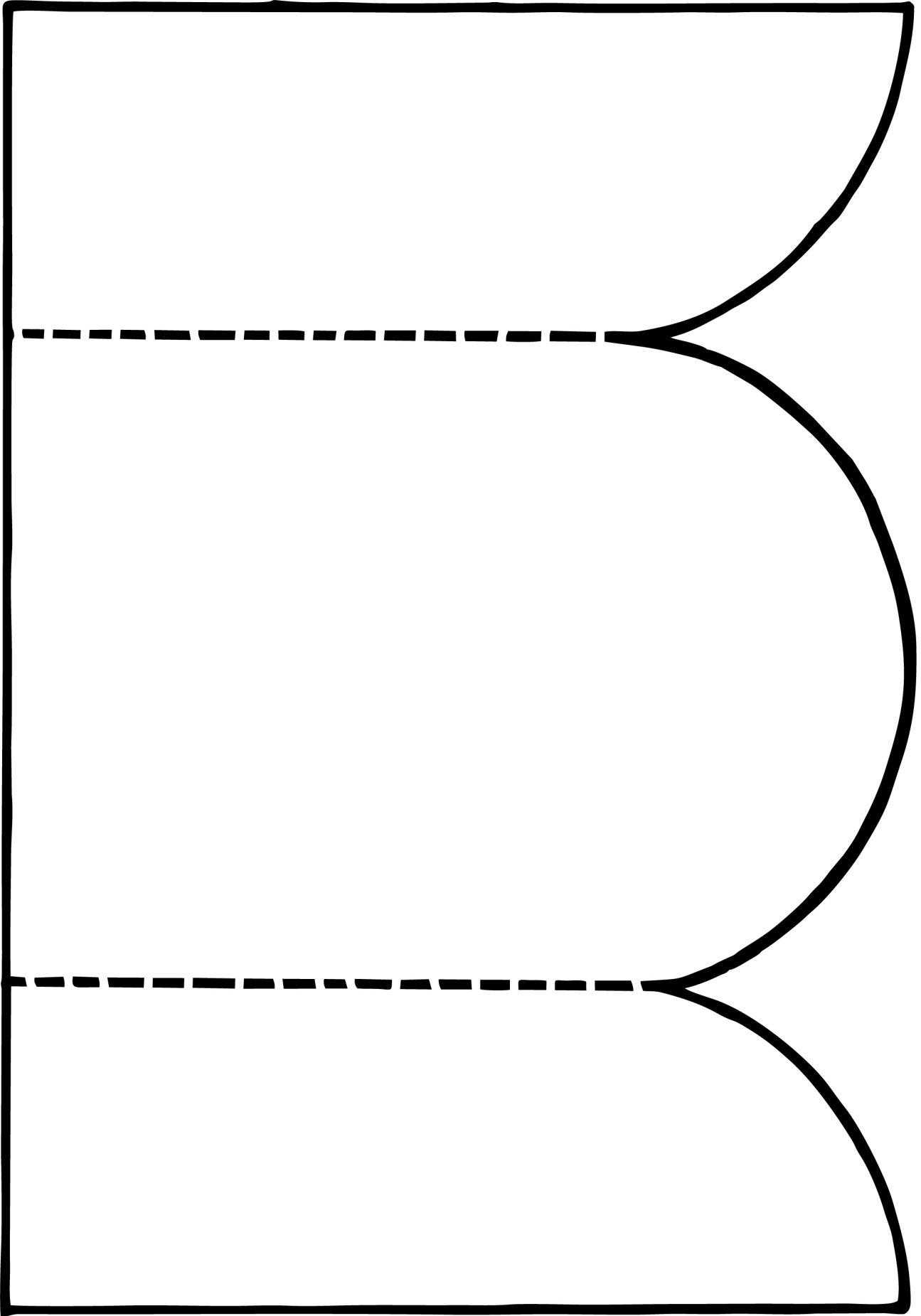


FOR A SHORTER SESSION:
PREPARE STEP 2
FOR A SHORTER SESSION STILL:
PREPARE STEP 3

Template 1



Template 2




THE EARLY CHURCH ACTS 4:42




YOU WILL NEED:

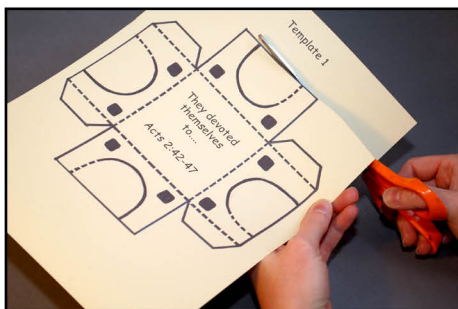
- TEMPLATE 1 PRINTED ONTO WHITE CARD
- TEMPLATE 2 PRINTED ONTO COLOURED CARD
- SCISSORS
- COLOURED PENCILS OR FELT TIPS
- DOUBLE-SIDED TAPE OR TAPE




STEP 1: COLOUR IN TEMPLATE 1



STEP 2: CUT OUT TEMPLATE 1




STEP 3: CUT OUT TEMPLATE 2




STEP 4: CUT OUT DOOR WAY SHAPES ON TEMPLATE 2, STOPPING AT THE DOTTED LINE



STEP 5: FOLD ALONG THE DOTTED LINES TO OPEN UP THE DOORWAYS



STEP 6: STICK TEMPLATE 1 PIECES BEHIND EACH DOOR



STEP 7: FOLD ALONG DOTTED LINES AND STICK TABS TOGETHER TO MAKE A HOUSE

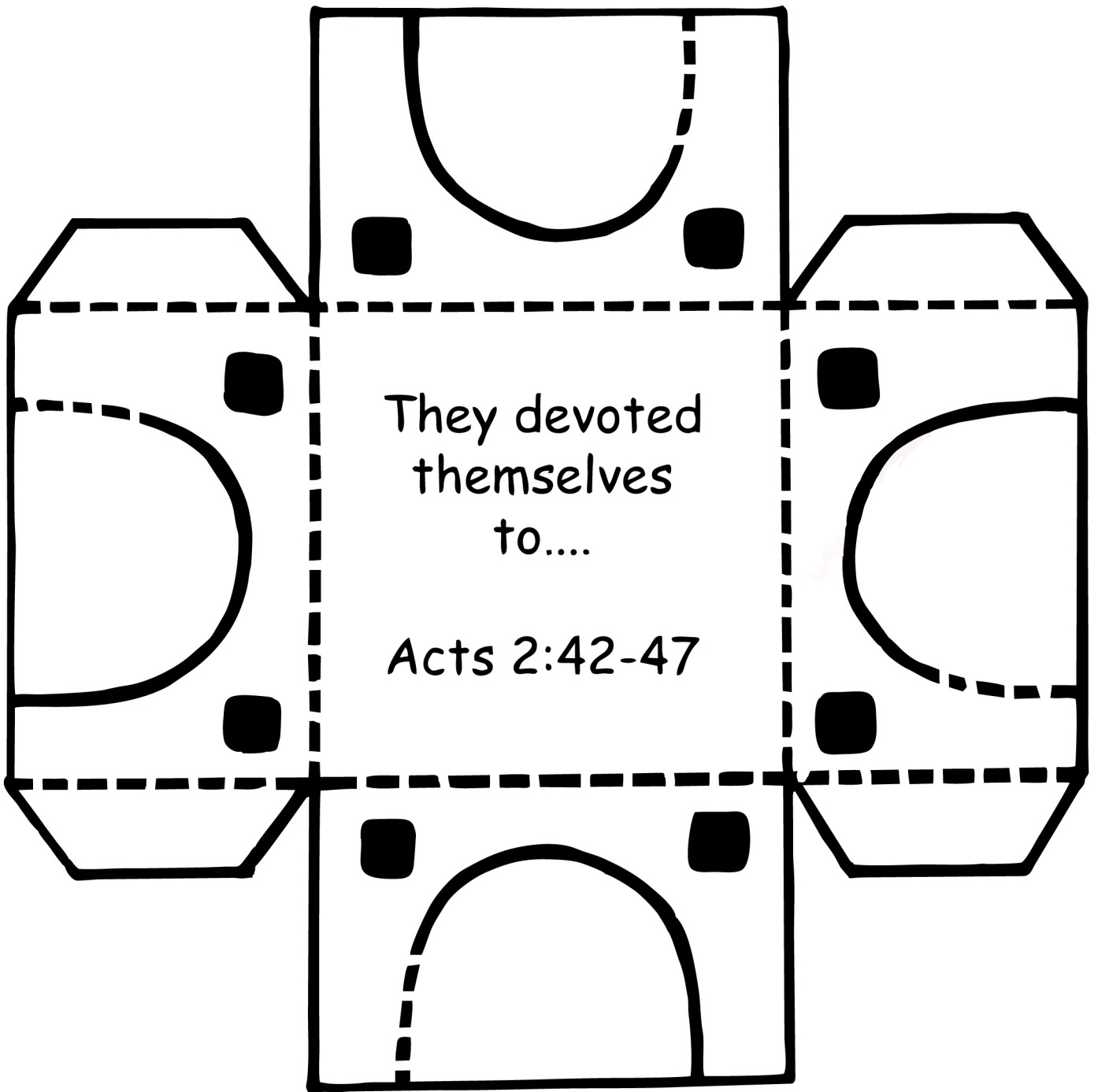


**FOR A SHORTER SESSION:
PREPARE STEP 3 AND 4
FOR A SHORTER SESSION STILL:
PREPARE STEP 2**




IN THE PAST, PEOPLE MET FOR CHURCH IN PEOPLES HOUSES. A CHURCH IS NOT A BUILDING, IT IS A GROUP OF PEOPLE THAT LOVE JESUS. SO THEY CAN MEET ANYWHERE

Template 1



Template 2




Fellowship




Breaking of bread



Prayer



Teaching




Fellowship



Breaking of bread



Prayer




Teaching

PHILIP AND THE ETHIOPIAN

ACTS 8:26-40

YOU WILL NEED:


- TEMPLATE 1 PRINTED ONTO WHITE CARD
- TEMPLATE 2 PRINTED ONTO YELLOW OR ORANGE CARD
- ORANGE CARD
- TEMPLATE 3 PRINTED ONTO COLOUR SUITABLE FOR HORSES
- COLOURED PENCILS OR FELT TIPS
- SCISSORS
- DOUBLE-SIDED TAPE OR TAPE




STEP 1: COLOUR IN TEMPLATE 1




STEP 2: CUT IT OUT



STEP 3: CUT OUT TEMPLATE 2




STEP 4: FOLD TEMPLATE ALONG DOTTED LINES



STEP 5: USE THE FLAPS TO STICK IT TOGETHER IN A HALF BOX SHAPE



STEP 6: STICK MEN FROM TEMPLATE 1 ON THE INSIDE OF THE CHARIOT



STEP 7: STICK WHEELS ONTO THE SIDES OF THE CHARIOT



STEP 8: CUT OUT TWO HORSES FROM TEMPLATE 3



STEP 9: STICK HORSES ONTO EACH SIDE OF THE CHARIOT











THE ETHIOPIAN WANTED TO HEAR ABOUT JESUS, AND PHILIP WAS READY TO TELL HIM. GOD WANTS US TO BE READY TO TELL OTHER PEOPLE ABOUT HIM.




**FOR A SHORTER SESSION:
PRECUT TEMPLATES**

Template 1



Template 2



Template 3

