


WHO IS THE GREATEST?

MATTHEW 18:1-6



YOU WILL NEED:

- TEMPLATE PRINTED ONTO BLACK CARD
- SCISSORS
- DOUBLE-SIDED TAPE OR TAPE
- 2 LITRE SODA BOTTLE
- GOLD TISSUE PAPER
- WHITE GLUE
- 2 GOLD PIPE CLEANERS



STEP 1: CUT OUT TEMPLATE



STEP 2: FOLD TEMPLATE ALONG DOTTED LINES AND MAKE IT INTO A BOX, STICKING IT TOGETHER USING THE TABS



STEP 3: CUT THE HEAD OF THE BOTTLE




STEP 4: MAKE 2 HOLES IN OPPOSITE SIDES OF THE BOTTLE



STEP 5: COVER THE BOTTLE HEAD IN GOLD TISSUE PAPER



STEP 6: FOLD GOLD PIPE CLEANERS IN HALF



STEP 7: CURVE PIPE CLEANERS INTO AN ARCH



STEP 8: THREAD EACH END OF THE PIPE CLEANERS INTO THE HOLES ON EACH SIDE OF THE BOTTLE



STEP 9: FOLD THE ENDS OF THE PIPE CLEANERS INSIDE THE



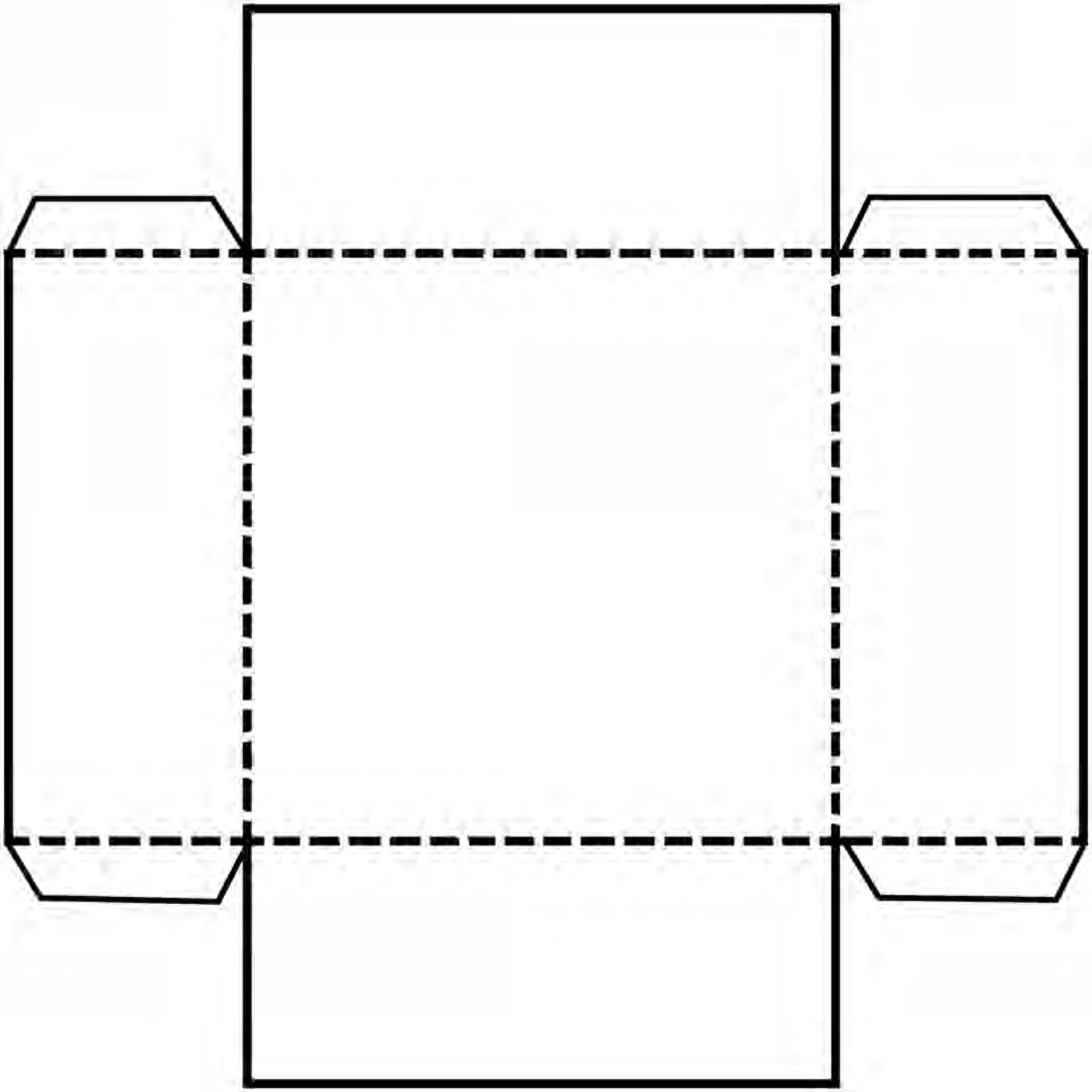
STEP 10: STICK THE BOTTLE TOP ONTO THE FOLDED TEMPLATE



FOR A SHORTER SESSION:
PREPARE STEP 1, 3 AND 4



JESUS SAYS THAT
THE GREATEST IN THE
KINGDOM OF HEAVEN
IS THE PERSON WHO
HUMBLES THEMSELVES
LIKE A CHILD



THE PARABLE OF THE TEN MAIDENS

MATTHEW 25:1-30



YOU WILL NEED:

- AIR DRYING CLAY OR SALT DOUGH
- TEA LIGHT
- TOOTHPICK OR COCKTAIL STICK
- PAINT AND PAINTBRUSH



STEP 1: ROLL A LUMP OF CLAY INTO A BALL



STEP 2: SQUASH THE BALL INTO A FLATTER DISC



STEP 3: PINCH THE TOP OF THE DISC TO MAKE A TEAR DROP SHAPE



STEP 4: SINK A TEA LIGHT INTO THE CLAY




STEP 5: USE A COCKTAIL STICK OR TOOTHPICK TO CARVE A PATTERN INTO THE CLAY



STEP 6: PAINT THE CLAY



FOR A SHORTER
SESSION:
SKIP STEP 6



THE FIVE FOOLISH
MAIDENS KNEW THAT THE
BRIDEGROOM WAS
COMING BUT THEY WERE
NOT READY. JESUS HAS
TOLD US THAT HE IS
COMING BACK, AND WE
NEED TO BE READY FOR
HIM