

DON'T TELL LIES

DON'T USE YOUR MOUTH TO TELL LIES. DON'T EVER SAY THINGS THAT ARE UNTRUE. PROVERBS 24:4




YOU WILL NEED:


- TEMPLATE 1 PRINTED ONTO RED CARD
- TEMPLATE 2 PRINTED ONTO WHITE PAPER
- SCISSORS
- TIE WRAPS OR STRING
- GLUE
- RED PAINT
- HOLE PUNCH
- TOILET ROLL OR KITCHEN ROLL




FOR A SHORTER SESSION:
PREPARE STEP 1 TO 4



STEP 1: CUT OFF PIECE OF KITCHEN ROLL OR TOILET ROLL



STEP 2: CUT OUT SECTION OF THE MIDDLE OF THE RING

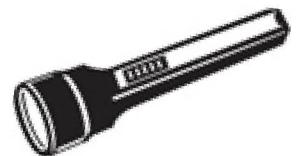



STEP 3: SLICE THE PIECE ACROSS THE MIDDLE TO MAKE TWO PIECES




STEP 4: PUNCH A HOLE IN EACH CORNER

GOD WANTS US TO TELL THE TRUTH, BECAUSE LIES BRING A LOT OF HURT TO OURSELVES AND OTHERS






STEP 5: PAINT THE PIECES RED




STEP 6: TIE THEM TOGETHER USING TIEWRAPS OR THREAD TO MAKE GUMS




STEP 7: CUT OUT TONGUE FROM TEMPLATE 2



STEP 8: FOLD IT ALONG THE DOTTED LINES



STEP 9: TAPE THE TABS ONTO THE BACK OF THE BOTTOM GUM



STEP 10: CUT OUT TEETH FROM TEMPLATE 2

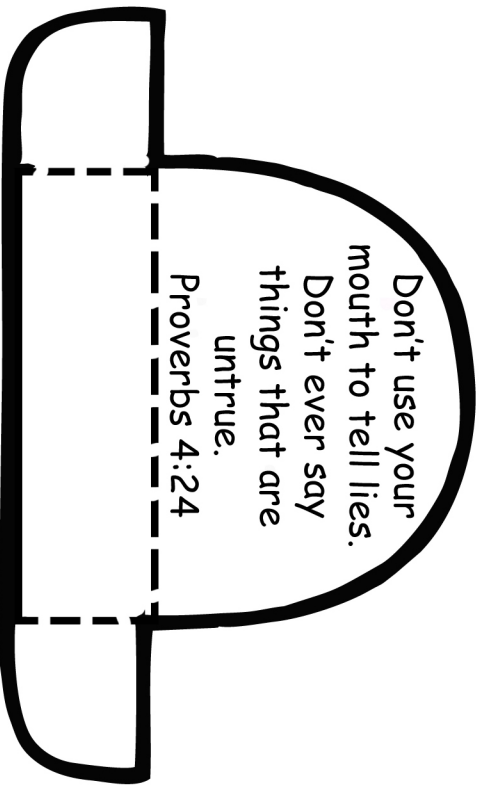
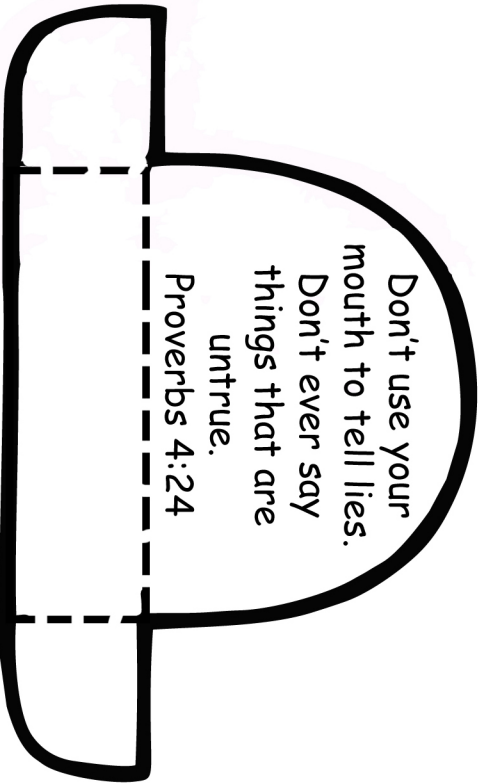
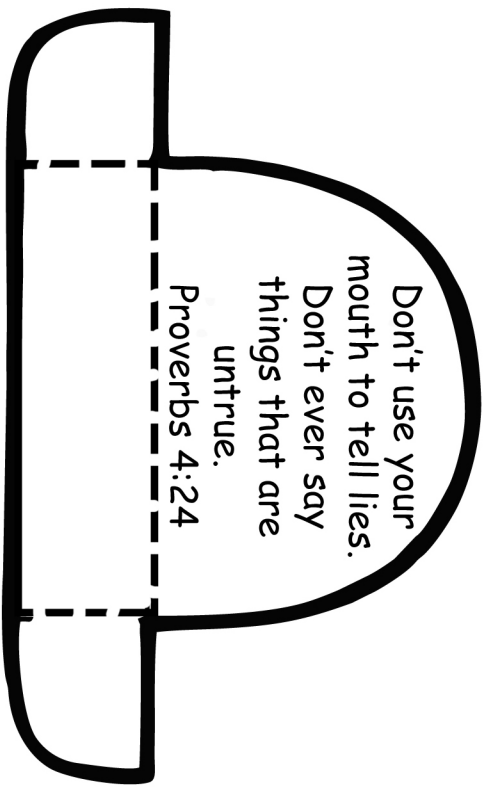
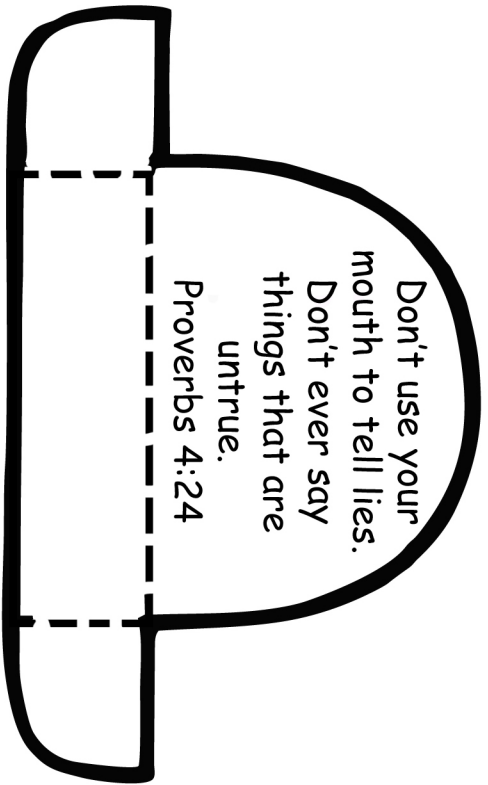



STEP 11: STICK THEM ONTO EACH GUM



FOR A SHORTER SESSION: PREPARE STEP 1, 2, 3, 4 AND 6

Template 1






Template 2

PENTECOST

ACTS 10

YOU WILL NEED:

- CLEAR PLASTIC BOTTLE (EG 2 LITRE SODA BOTTLE OR TRANSPARENT PLASTIC CUP)
- SCISSORS
- FELT PEN
- GLUE
- YELLOW, ORANGE AND RED COLOURED TISSUE PAPER
- TEMPLATE 1 AND 2 PRINTED ONTO WHITE PAPER




STEP 1: CUT OUT TEMPLATE



STEP 2: WRAP IT ROUND BOTTLE (USE TAPE TO HOLD IT IN PLACE) AND DRAW AROUND IT



STEP 3: CUT OUT FIRE SHAPE FROM BOTTLE



STEP 4: STICK TISSUE PAPER AROUND IT

