


# THE PLANK AND THE SPECK

MATTHEW 7:1-6



YOU WILL NEED:


- TEMPLATE 1 PRINTED ONTO BLACK CARD
- TEMPLATE 2 PRINTED ONTO WHITE CARD
- TEMPLATE 3 PRINTED ONTO BROWN CARD
- SCISSORS
- GLUE
- TAPE
- CEREAL BOX
- COLOURED PENCILS OR FELT TIPS




STEP 1: CUT OUT TEMPLATE 1




STEP 2: CUT OUT THE MIDDLE  
CIRCLE OF THE SHAPE



STEP 3: COLOUR IN TEMPLATE 2




STEP 4: CUT OUT EYE FROM  
TEMPLATE 2



**STEP 5: STICK EYE FACE DOWN ON THE BACK OF MAGNIFYING GLASS SHAPE**




**STEP 6: CUT OUT PLANK FROM TEMPLATE 3**



**STEP 7: STICK MAGNIFYING GLASS ON THE CEREAL BOX, AND CUT IT OUT**



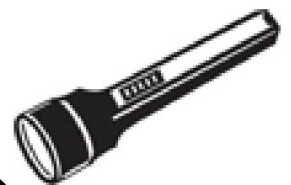
**STEP 8: TAPE EDGE OF PLANK TO THE BACK OF MAGNIFYING GLASS**



**STEP 9: FOLD PLANK OVER MAGNIFYING GLASS**

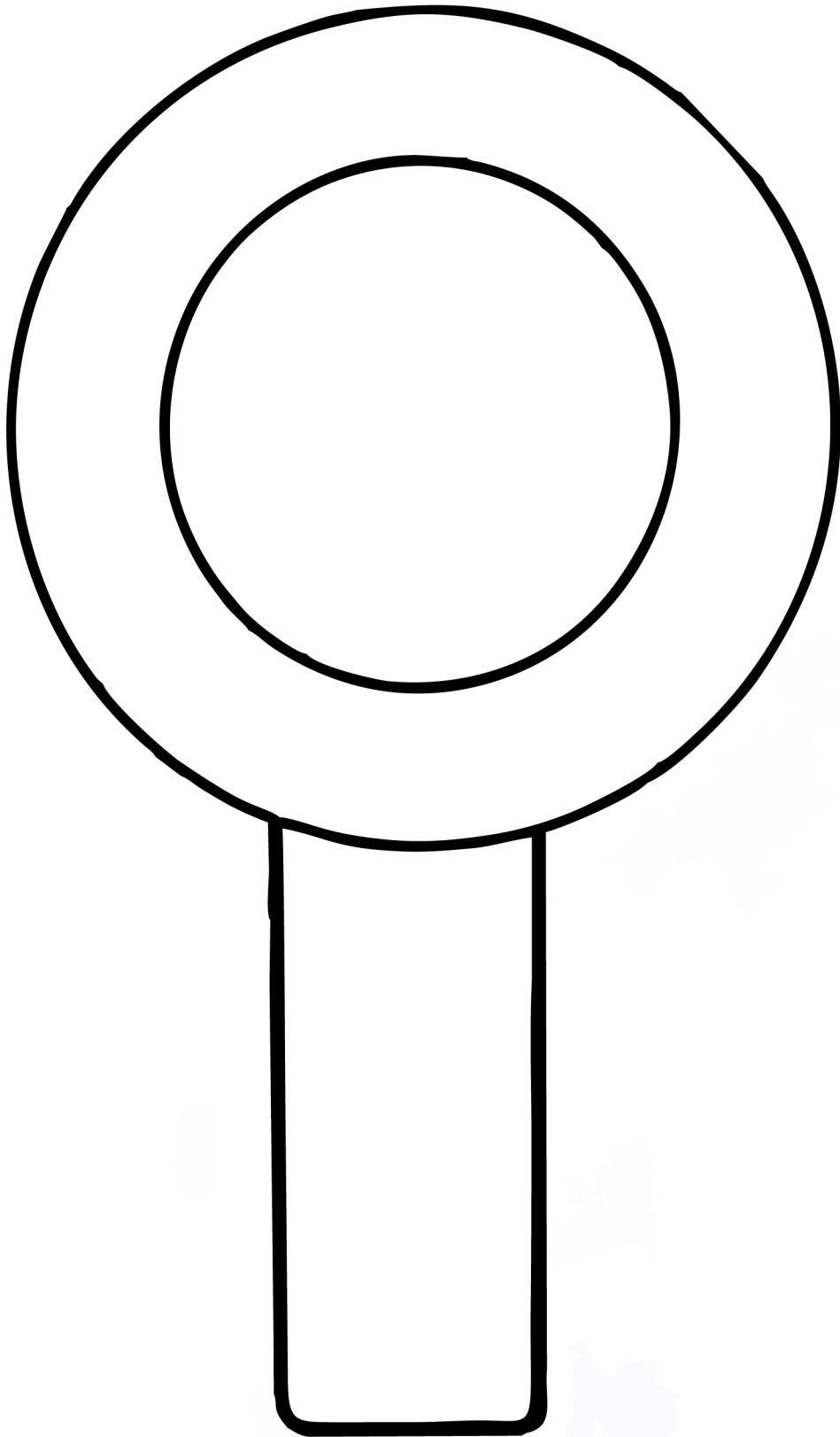


**FOR A SHORTER SESSION:  
PRECUT THE PIECES**

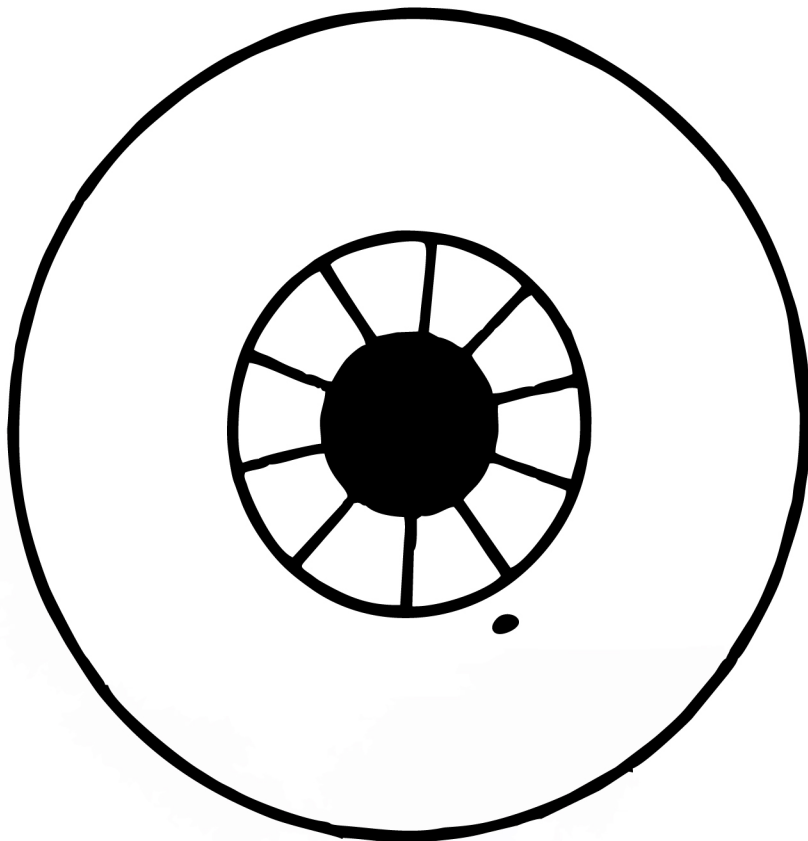
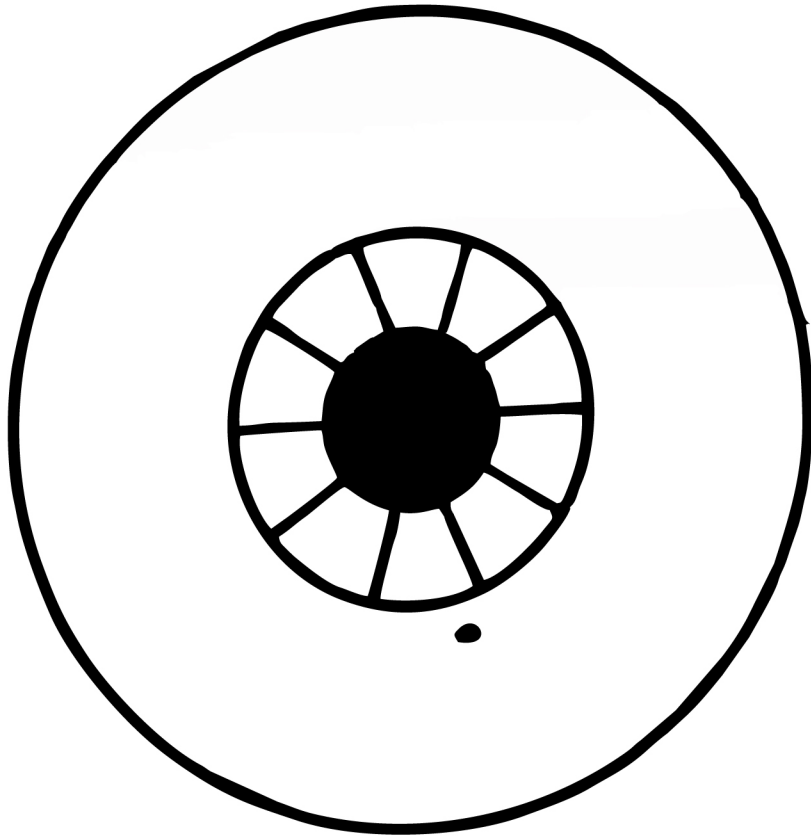


**JESUS SAYS TO NOT JUST LOOK AT WRONG THINGS THAT OTHER PEOPLE ARE DOING BUT TO BE MORE CONCERNED WITH WRONG THINGS THAT WE DO**

# Template 1



# Template 2



Template 3

