


THE LORD IS...MY FORTRESS

PSALM 18:2

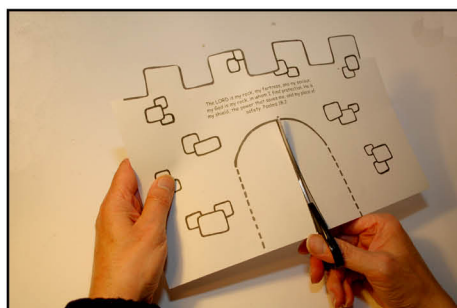


YOU WILL NEED:

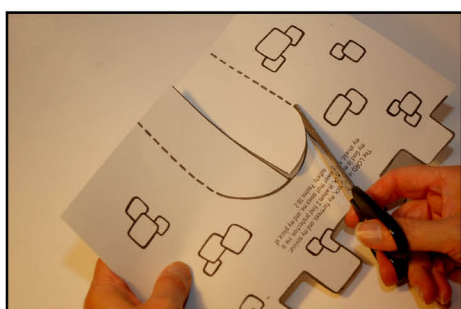
- TEMPLATE 1 PRINTED ONTO GREY CARD
- TEMPLATE 2 PRINTED ONTO WHITE PAPER
- COLOURED PENCILS OR FELT TIPS
- GLUE STICK OR DOUBLE-SIDED TAPE
- TAPE
- SCISSORS



STEP 1: CUT OUT TURRETS ON TEMPLATE 1




STEP 2: CUT UP VERTICAL LINE OF DOOR




STEP 3: CUT DOWN THE CURVED LINES TO MAKE A DOOR




STEP 4: DRAW A PICTURE OF YOURSELF IN THE DOME SHAPE ON TEMPLATE 2




STEP 5: CUT ALONG HORIZONTAL LINE ALONG TEMPLATE 2




STEP 6: GLUE IN AREAS AROUND THE DOME



STEP 7: STICK TEMPLATE 1 ON TEMPLATE 2, WITH THE DOME SHOWING THROUGH THE DOORS



STEP 8: FOLD IT ON TOP OF ITSELF TO MAKE A TUBE



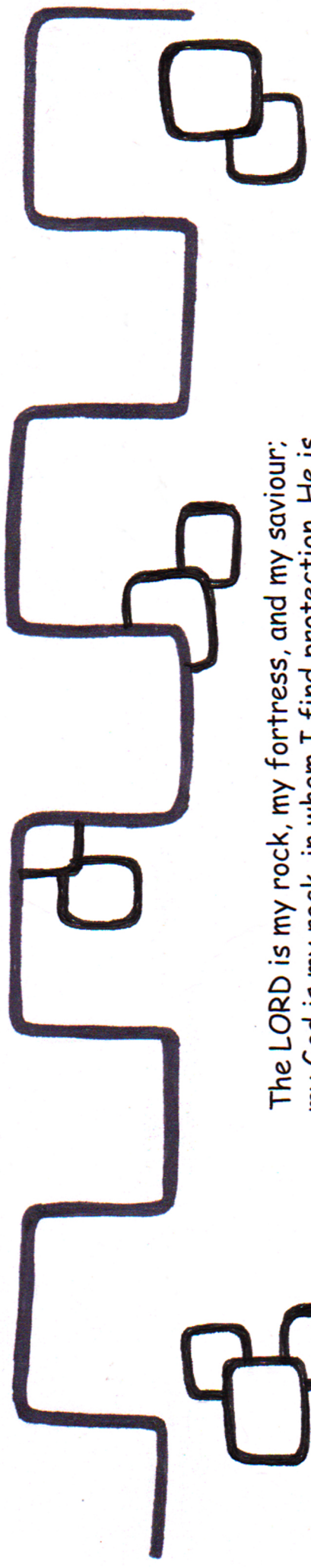
STEP 9: HOLD IT IN PLACE WITH TAPE



EVEN THOUGH BAD THINGS WILL HAPPEN IN OUR LIVES, GOD IS WITH US AND USES IT TO CHANGE US. HE KNOWS WHAT IS GOING TO HAPPEN AND WILL HELP US THROUGH IT. THIS IS HOW HE KEEPS US SAFE



**FOR A SHORTER SESSION:
COMPLETE STEP 2 AND 3
FOR A SHORTER SESSION STILL:
COMPLETE STEP 5**



The LORD is my rock, my fortress, and my saviour;
my God is my rock, in whom I find protection. He is
my shield, the power that saves me, and my place of
safety. Psalms 18:2

