

THE PARABLE OF THE LOST SON

FEEDING THE PIGS

LUKE 15:11-32




YOU WILL NEED:

- 2 LITRE SODA BOTTLE
- SCISSORS
- PINK TISSUE PAPER
- TEMPLATE PRINTED ONTO PINK CARD
- GOOGLE EYES
- GLUE
- SPONGE




STEP 1: CUT HEAD OFF BOTTLE




STEP 2: CUT HOLE INTO SIDE OF BOTTLE HEAD



STEP 3: GLUE PINK TISSUE PAPER OVER BOTTLE HEAD



STEP 4: CUT OUT TWO EARS FROM TEMPLATE



STEP 5: FOLD EARS ALONG DOTTED LINE



STEP 6: STICK EARS ONTO EACH SIDE OF THE BOTTLE HEAD



STEP 7: STICK EYES ON



STEP 8: CUT UP SPONGE



STEP 9: FINISHED! THE CHILDREN CAN PLAY THE GAME OF FEEDING THE PIG THE SPONGE



THE SON IN THIS PARABLE SAW HOW BAD HIS LIFE HAD GOT WHEN HE WAS FEEDING PIGS AND STARVING, AND HE HOPED HIS FATHER WOULD TAKE HIM BACK AS A SERVANT, SO THAT HE COULD HAVE A BETTER LIFE



FOR A SHORTER SESSION:
PREPARE STEP 1 AND 2
FOR A SHORTER SESSION
STILL; PREPARE STEP 4

