


# JOHN THE BAPTIST JOHN 1:19-34




## YOU WILL NEED:


- TEMPLATE 1 PRINTED ONTO GREEN CARD
- TEMPLATE 2 PRINTED ONTO WHITE CARD
- TEMPLATE 3 PRINTED ONTO BROWN CARD
- TEMPLATE 4 PRINTED ONTO BLACK CARD
- SCISSORS
- GLUE
- COTTON PAD




STEP 1: CUT OUT TEMPLATE 1



STEP 2: FOLD CARD OVER ON RIGHT HAND PERFORATED LINE




STEP 3: FOLD CARD BACK ON ITSELF ALONG LEFT HAND PERFORATED LINE




STEP 4: CUT OUT TOMB SHAPE FROM TEMPLATE 2



STEP 5: STICK TOMB ON TOP OF CARD




STEP 6: CUT OUT CROSS SHAPE FROM TEMPLATE 3




STEP 7: OPEN UP CARD AND STICK CROSS ON MIDDLE SECTION



STEP 8: CUT OUT LAMB FACE AND FEET FROM TEMPLATE 4



STEP 9: STICK COTTON PAD ON SMALLEST SECTION OF THE CARD




STEP 10: STICK SHEEP FACE AND LEGS ON COTTON PAD



FOR A SHORTER SESSION:  
PREPARE STEP 4, 6 AND 8



JOHN THE BAPTIST  
WAS TELLING PEOPLE  
ABOUT WHAT JESUS  
WAS LIKE, SO THAT  
THEY WOULD BE  
READY FOR HIM




# Template 1

Behold the lamb of God


who takes away

the sins of the world John 1:29

# Template 2



# Template 3



# Template 4

