

I AM THE LIGHT OF THE WORLD (OR YOU ARE THE LIGHT OF THE WORLD)

JOHN 8:12



YOU WILL NEED:

- TEMPLATE 1 PRINTED ONTO WHITE CARD
- TEMPLATE 2 PRINTED ONTO BLACK CARD
- PLASTIC DOCUMENTS WALLET (FOR RING BINDERS)
- YARN
- TAPE
- GLUE
- COLOURED PENCILS OR FELT TIPS
- BLACK FELT PEN



STEP 1: COLOUR IN A CANDLE FROM TEMPLATE 1




STEP 2: CUT IT OUT



STEP 3: CUT AROUND SQUARE ON TEMPLATE 2




STEP 4: CUT OUT INNER SQUARE



STEP 5: DRAW AROUND OUTSIDE OF SQUARE ONTO PLASTIC WALLET USING FELT PEN



STEP 6: CUT OUT SHAPE FROM PLASTIC WALLET A BIT SMALLER THAN THE OUTLINE




STEP 7: STICK A LOOP OF YARN ONTO THE BACK OF THE SQUARE AT THE TOP



STEP 8: STICK PLASTIC WALLET SQUARE ON THE BACK OF THE CARD BOARD SQUARE



STEP 9: STICK CANDLE FACE DOWN ON TOP OF THE PLASTIC ON THE BACK OF THE CARD-BOARD SQUARE



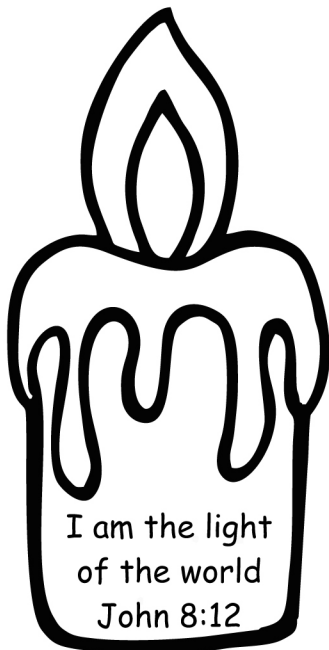

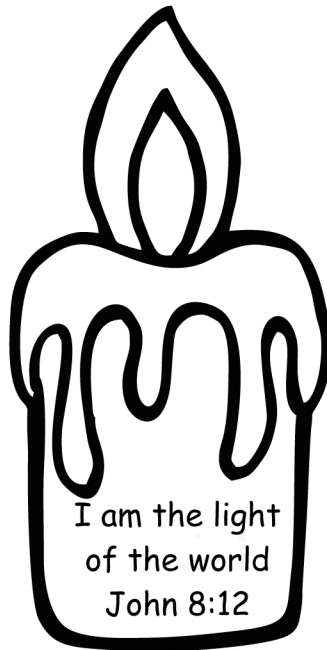
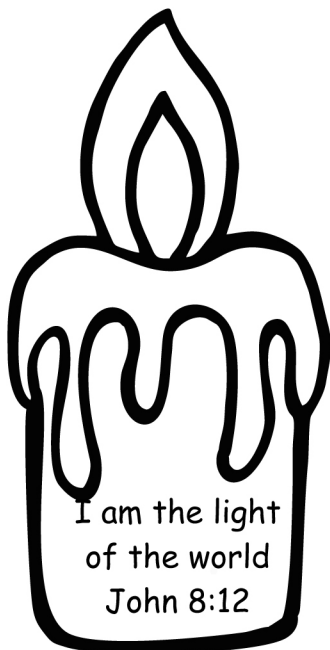


JESUS MAKES OUR LIVES CLEARER AND SHOWS US HOW TO KNOW GOD



FOR A SHORTER SESSION: PREPARE STEPS 5 AND 6

Template 1



Template 2

