


# PHILIP AND THE ETHIOPIAN

ACTS 8:26-40

## YOU WILL NEED:


- TEMPLATE 1 PRINTED ONTO WHITE CARD
- TEMPLATE 2 PRINTED ONTO YELLOW OR ORANGE CARD
- ORANGE CARD
- TEMPLATE 3 PRINTED ONTO COLOUR SUITABLE FOR HORSES
- COLOURED PENCILS OR FELT TIPS
- SCISSORS
- DOUBLE-SIDED TAPE OR TAPE




STEP 1: COLOUR IN TEMPLATE 1




STEP 2: CUT IT OUT



STEP 3: CUT OUT TEMPLATE 2




STEP 4: FOLD TEMPLATE ALONG DOTTED LINES



**STEP 5: USE THE FLAPS TO STICK IT TOGETHER IN A HALF BOX SHAPE**



**STEP 6: STICK MEN FROM TEMPLATE 1 ON THE INSIDE OF THE CHARIOT**



**STEP 7: STICK WHEELS ONTO THE SIDES OF THE CHARIOT**



**STEP 8: CUT OUT TWO HORSES FROM TEMPLATE 3**



**STEP 9: STICK HORSES ONTO EACH SIDE OF THE CHARIOT**











**FOR A SHORTER SESSION:  
PRECUT TEMPLATES**




**THE ETHIOPIAN WANTED TO HEAR ABOUT JESUS, AND PHILIP WAS READY TO TELL HIM. GOD WANTS US TO BE READY TO TELL OTHER PEOPLE ABOUT HIM.**

# Template 1



Template 2



Template 3

