


# Jacob's Wages Genesis 30:25-43




You will need:


- Template 1 printed onto white card
- Template 2 printed onto black card
- Scissors
- Google eyes
- Double-sided tape
- Glue
- Cotton pads
- Felt pen




Step 1: Cut out Template 1 and Template 2




Step 2: Fold body piece along dotted lines




Step 3: Fold longer section over to make an arc, and attach to shorter piece with tab using double-sided tape



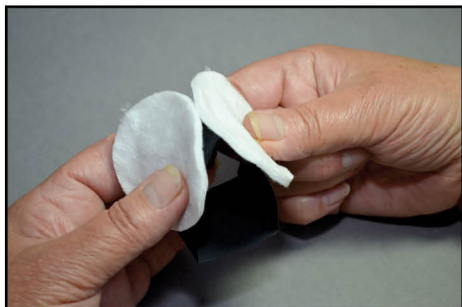
Step 4: Attach goat head using double sided tape. Stick on google eyes if desired



Step 5: Fold rectangle piece of template 2 along the dotted lines




Step 6: Fold it into a triangle shape and secure it with the tab, using double-sided tape



Step 7: Stick cotton pads to each side of the triangle to make the sheep body using glue



Step 8: Stick the sheep head to one of the cotton pads using glue



Step 9: Use felt pen to make spots on the cotton pad



Step 10: Stick googly eyes onto sheep face

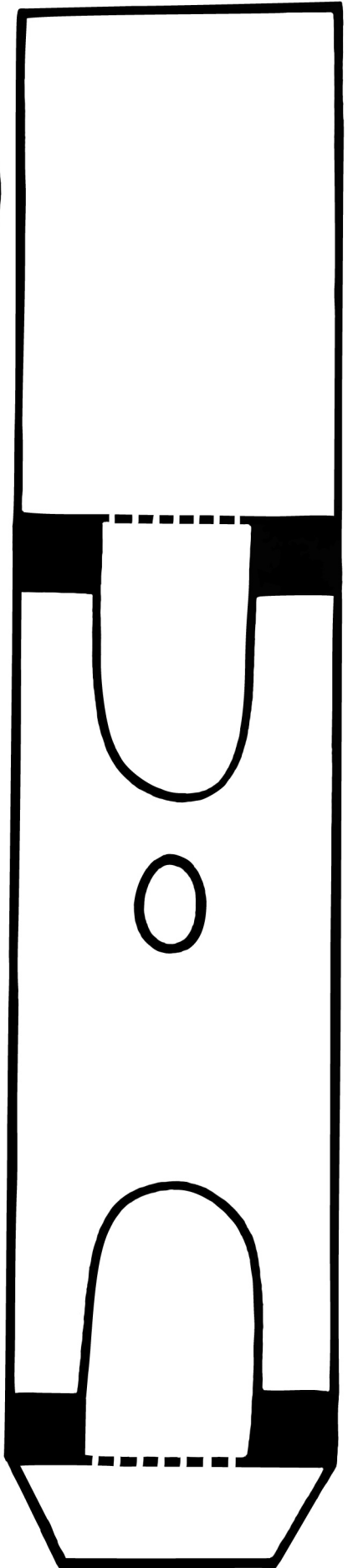


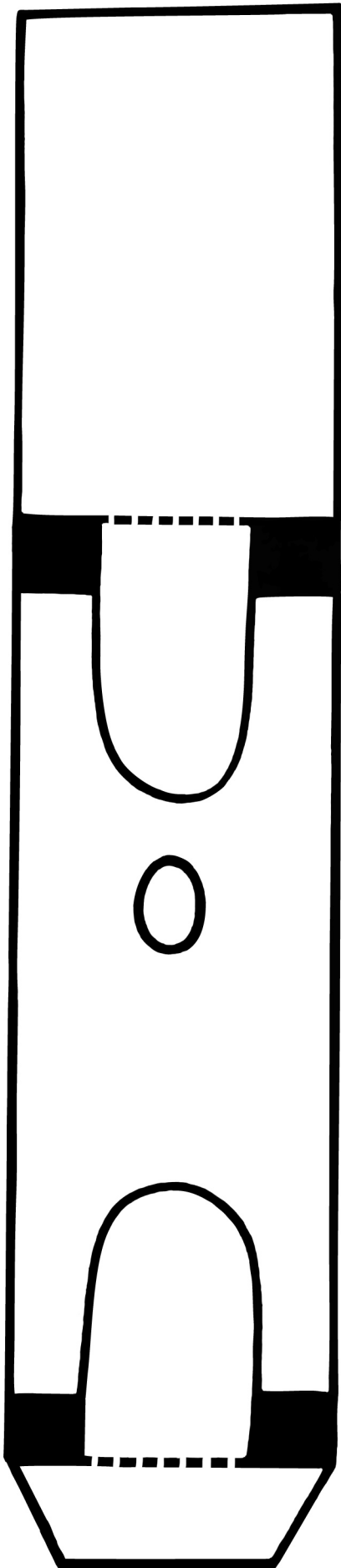


For a shorter Session:  
Prepare Step 1



Laban tried to cheat Jacob by taking away the sheep and goats he promised him as wages. God helped Jacob by giving him some more.

Template 1



# Template 2

