



I AM THE BREAD OF LIFE

JOHN 6: 22-59




YOU WILL NEED:

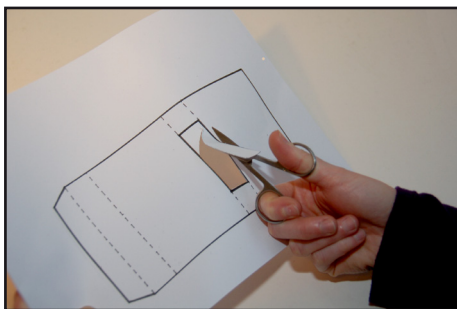
- TEMPLATE 1 AND 2 PRINTED ONTO WHITE CARD
- SCISSORS
- TAPE OR DOUBLE-SIDED TAPE
- COLOURED PENCILS OR FELT TIPS




STEP 1: COLOUR IN BREAD ON TEMPLATE 1




STEP 2: CUT IT OUT




STEP 3: CUT OUT SOLID RECTANGLE IN THE MIDDLE OF TEMPLATE 2




STEP 4: CUT AROUND OUTSIDE OF TEMPLATE 2



**STEP 5: FOLD TEMPLATE 2
ALONG DOTTED LINES**




**STEP 6: THREAD BREAD UP
THROUGH SLOT**




**STEP 7: STICK TAB AT THE
BOTTOM TO MAKE TOASTER**



**FOR A SHORTER SESSION:
PREPARE STEP 3 AND 4**



I am the
bread of
life
John 6:35



I am the
bread of
life
John 6:35

