

PARABLE OF THE SOWER

MATTHEW 13:1-9




YOU WILL NEED:

- STRAW (PREFERABLY GREEN
- (IF YOU DON'T HAVE A GREEN STRAW, WRAP IT WITH BROWN PARCEL TAPE)
- TEMPLATE PRINTED ONTO GREEN CARD
- SCISSORS
- TAPE
- DOMESTIC SPONGE
- CLEAR PLASTIC CUP
- PARCEL PAPER
- GLUE
- FELT PEN




STEP 1: CUT OUT LEAF SHAPE FROM TEMPLATE




STEP 2: CUT OFF BOTTOM OF A CUP



STEP 3: DRAW AROUND BOTTOM OF CUP ONTO A SPONGE USING FELT PEN




STEP 4: CUT OUT CIRCLE FROM SPONGE




STEP 5: CUT OFF TOP OF STRAW




STEP 6: USE SCISSORS TO MAKE A HOLE IN THE SPONGE



**STEP 7: STICK STRAW INTO THE HOLE
(IF THE STRAW IS NOT GREEN,
WRAP BROWN PARCEL TAPE
ROUND IT)**



**STEP 8: STICK LEAF SHAPE ONTO
TOP OF STRAW**



**STEP 9: USE GLUE TO WRAP
PARCEL PAPER AROUND THE
PLASTIC CUP**



**STEP 10: PUSH SPONGE WITH
STRAW IN IT INTO THE PLASTIC
CUP**



**FOR A SHORTER SESSION:
PREPARE STEPS 2 TO 4**



**PEOPLE CAN HEAR
THE SAME MESSAGE
BUT RESPOND TO IT
DIFFERENTLY. WE CAN
PRAY THAT GOD WILL
CHANGE PEOPLE'S
HEARTS**

