



Crossing the Red Sea

Exodus 14:1-31




You will need:


- Template 1 printed onto blue card
- Template 2 printed onto yellow card
- Template 3 and 4 printed onto white card
- Scissors
- Coloured pencils or felt tips
- Double-sided tape




Step 1: Cut out Templates 1 and 2




Step 2: Take Template 1 and fold inner dotted lines inwards




Step 3: Fold outer lines outwards




Step 4: Stick Template 2 onto matching area of Template 1




Step 5: Colour and cut Template 3 (pre-coloured templates included if desired)



Step 6: Stick people onto yellow area




Step 7: Colour and cut Template 4 (pre-coloured template included if necessary. For a larger group print black outlines onto different colours of card)




Step 8: Stick fish onto waves





For a shorter session:
Pre-cut templates
Pre-stick double-sided tape






























Template 1



Template 2



Template 3



Template 4

