


LOVE YOUR ENEMIES. PRAY FOR THOSE WHO HURT YOU

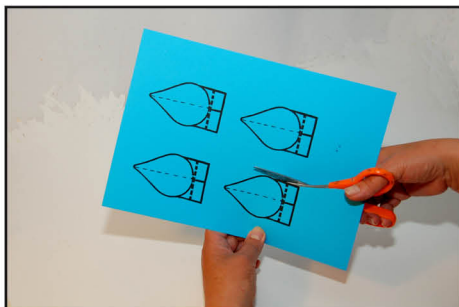
MATTHEW 5:43-48

TEAR DROP AND PRAYING HANDS POP UP CARD

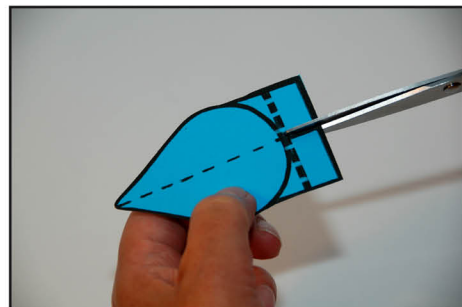


YOU WILL NEED;


- TEMPLATE 1 PRINTED ONTO BLUE CARD
- TEMPLATE 2 PRINTED ONTO SKIN COLOURED CARD
- SCISSORS
- DOUBLE SIDED TAPE OR TAPE OR GLUE.




STEP 1: CUT OUT ONE TEAR DROP FROM TEMPLATE 1




STEP 2: CUT DOWN MARKED SLIT ON THE TAB OF TEAR DROP



STEP 3; FOLD TEAR DROP IN HALF ALONG DOTTED LINE DOWN THE MIDDLE



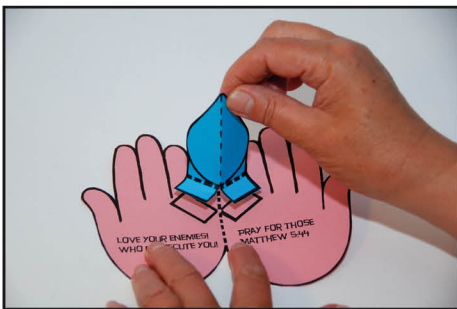
STEP 4: FOLD TWO SECTIONS OF BOTTOM TAB ALONG THE DOTTED LINE SO THAT THEY POINT OUTWARDS



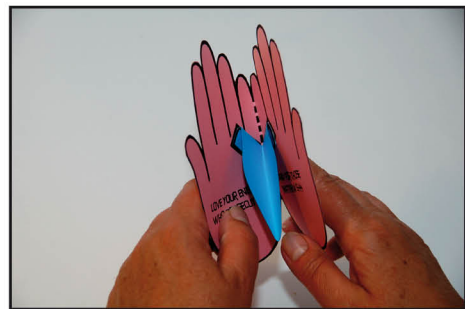
STEP 5: CUT OUT TEMPLATE 2




STEP 6: FOLD HANDS DOWN THE MIDDLE ALONG THE DOTTED LINE




STEP 7: STICK TABS OF TEAR DROP ONTO MARKED POINTS OF HANDS



STEP 8: FOLD HANDS TOGETHER TO MAKE PRAYING HANDS



STEP 9: OPEN OUT HANDS TO POP UP TEAR DROP

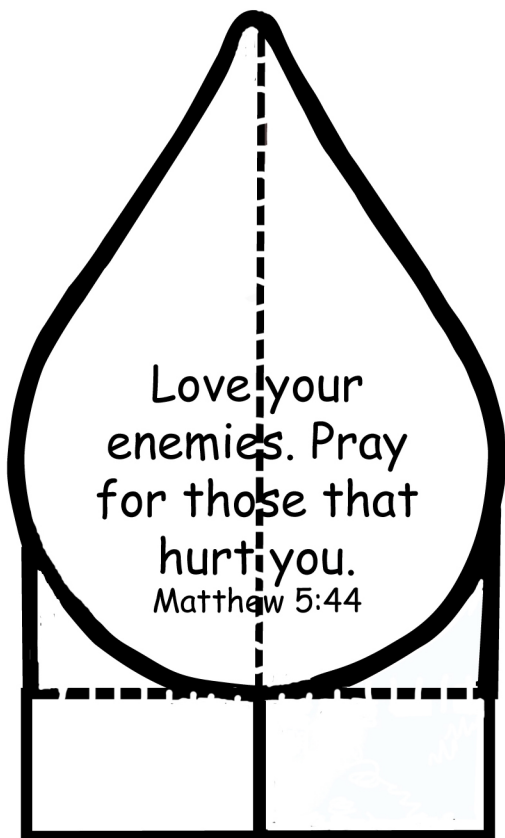
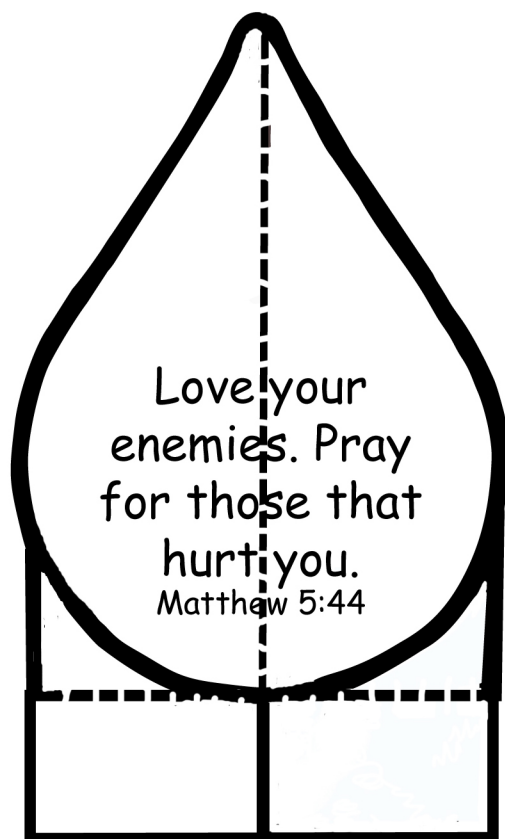
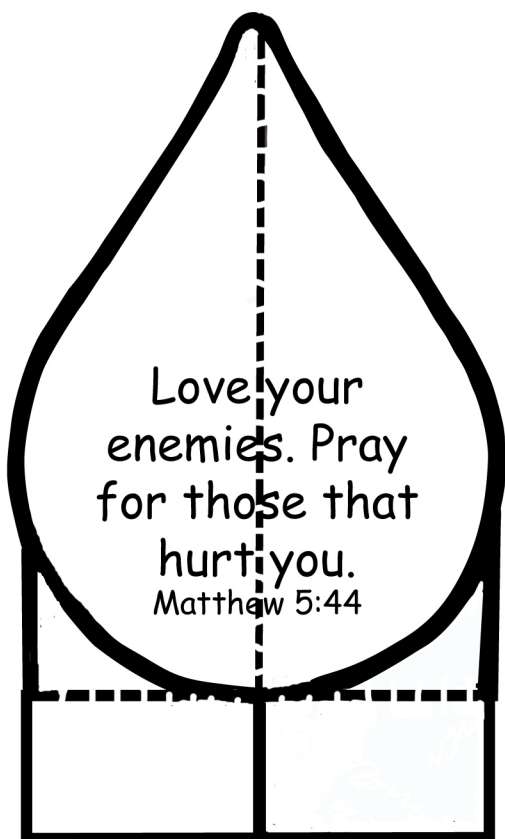


GOD DOES NOT SAY THAT WE HAVE TO LIKE PEOPLE WHO HURT US, BUT TELLS US TO PRAY FOR THEM, WHICH HELPS US TO CHANGE AS WELL AS THEM



**FOR A SHORTER SESSION: PREPARE STEPS 1 TO 5
FOR A LONGER SESSION: PRINT TEAR DROPS ONTO WHITE CARD AND CHILDREN CAN COLOUR THEM**

TEMPLATE 1



TEMPLATE 2

