

REJECTION AT NAZARETH

LUKE 4:16-30



YOU WILL NEED:

- CEREAL BOX
- GLUE
- PARCEL PAPER
- SCISSORS
- TEMPLATE 1 PRINTED ONTO BLACK CARD
- TEMPLATE 2 PRINTED ONT WHITE CARD OR PAPER
- COLOURED PENCILS OR FELT TIPS




STEP 1: COVER CEREAL BOX IN GLUE, AND WRAP IT IN PARCEL PAPER



STEP 2: CUT OUT HANDLE FROM TEMPLATE 1



STEP 3: FOLD HANDLE ALONG DOTTED LINES



STEP 4: STICK THE TABS ONTO THE LONG NARROW SIDE OF THE CEREAL BOX



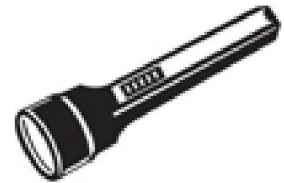
STEP 5: COLOUR IN TEMPLATE 2



STEP 6: CUT OUT TEMPLATE 2



STEP 7: STICK THE TEMPLATE
2 PIECES ALL OVER THE CEREAL
BOX



THE PEOPLE MADE UP
THEIR MINDS NOT TO
BELIEVE JESUS WITHOUT
ANY GOOD REASON. WE
NEED TO THINK ABOUT
WHY WE BELIEVE WHAT
WE BELIEVE, AND MAKE
SURE THAT WE KNOW
WHO JESUS IS



FOR A SHORTER SESSION:
PREPARE STEP 1 TO 4, AND
STEP 6

region of
JUDEA
beyond
the
JORDAN

CAESAREA
Philippi

JERICHO

JUDEA

GAMMA

the Sea of
Galilee



GALILEE

BETHSHEAN


NET

S
Cannasaret





CAPERNAUM

**BOSSER
TRESOA**

Jerusalem



A prophet is honoured everywhere except in his hometown Mark 6:10



COME AND HAVE BREAKFAST

JOHN 21:1-14




YOU WILL NEED

- THICK CARD
- POLYSTYRENE OR STYROFOAM BOWL
- COLOURED PENCILS OR FELT TIPS
- GLUE
- TAPE
- SCISSORS
- SILVER TISSUE PAPER OR TIN FOIL
- TEMPLATE PRINTED ONTO WHITE OR COLOURED CARD



STEP 1: COLOUR IN TEMPLATE




STEP 2: CUT OUT FISH



STEP 3: CUT RING OFF BOWL




STEP 4: CUT HANDLE SHAPE OUT OF THICK CARD (TEMPLATE PROVIDED IF NECESSARY)




STEP 5: FOLD THE TIP DOWN



STEP 6: STICK IT TO THE BOWL USING TAPE



STEP 7: COVER THE PAN SHAPE IN SILVER TISSUE PAPER OR TIN FOIL



STEP 8: STICK THE FISH IN IT



**FOR A SHORTER SESSION:
PREPARE STEP 4 TO 6
FOR A SHORTER SESSION STILL:
PREPARE STEP 2**



**JESUS SHOWED HE
HAD FULLY COME
BACK TO LIFE BY
EATING WITH THE
DISCIPLES**

