


A TREE PLANTED BY STREAMS OF WATER

PSALM 1




YOU WILL NEED:

- TEMPLATE 1 PRINTED ONTO BLACK CARD
- TEMPLATE 2 PRINTED ONTO WHITE CARD
- TEMPLATE 3 PRINTED ONTO BLUE CARD
- COLOURED PENCILS OR FELT TIPS
- SCISSORS
- DOUBLE-SIDED TAPE




STEP 1: CUT OUT TEMPLATE 1



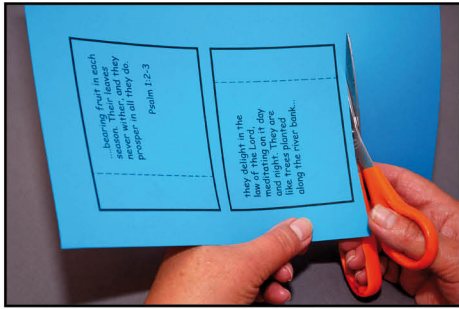
STEP 2: FOLD PIECE ALONG THE
DOTTED LINE DOWN THE MIDDLE



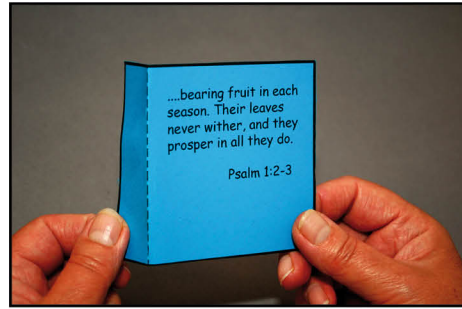
STEP 3: COLOUR IN TREE ON
TEMPLATE 2




STEP 4: FOLD TREE ALONG
DOTTED LINE




STEP 5: CUT OUT TEMPLATE 3



STEP 6: FOLD PAGES ALONG DOTTED LINES




STEP 7: STICK TREE IN THE MIDDLE OF TEMPLATE 1 PARALLEL TO THE DOTTED LINE



STEP 8: STICK FLAP OF BLUE PAGE IN PARALLEL TO THE DOTTED LINE



STEP 9: PUSH PAGE TO GIVE IT A CURL, AND STICK IT ONTO THE EDGE OF TEMPLATE 1



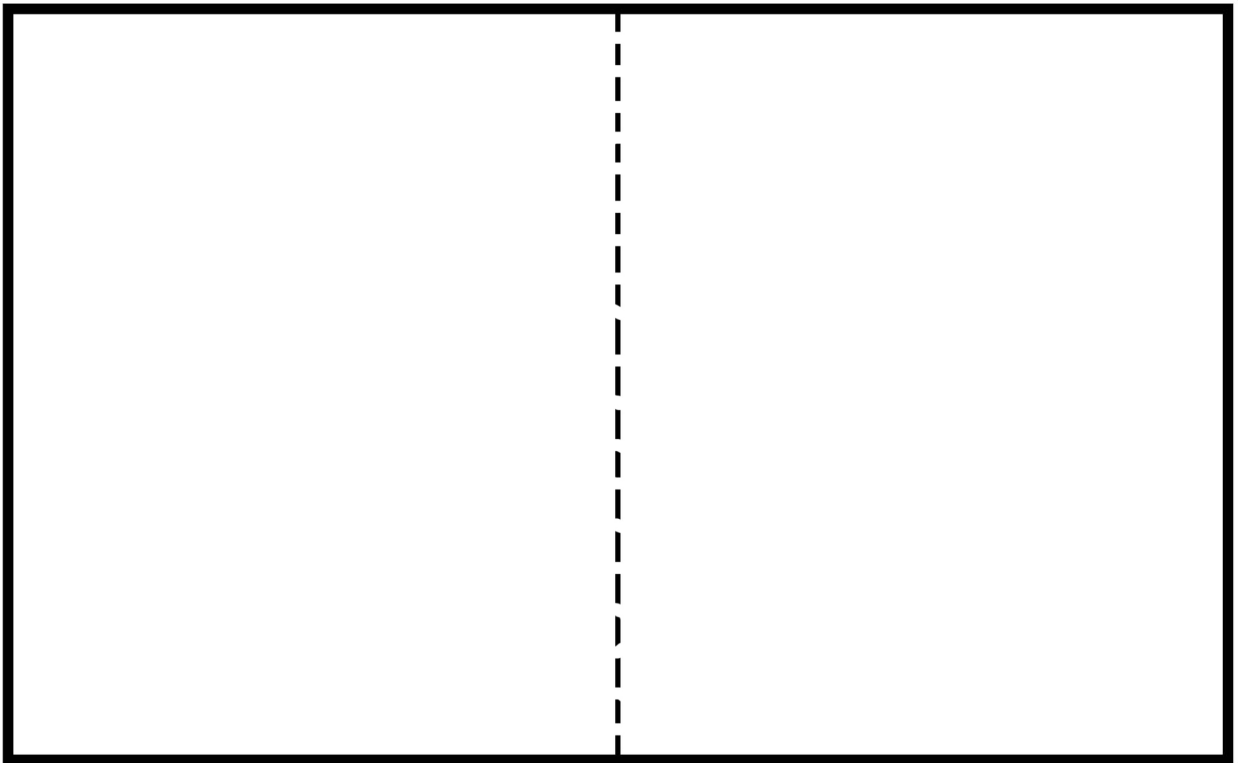
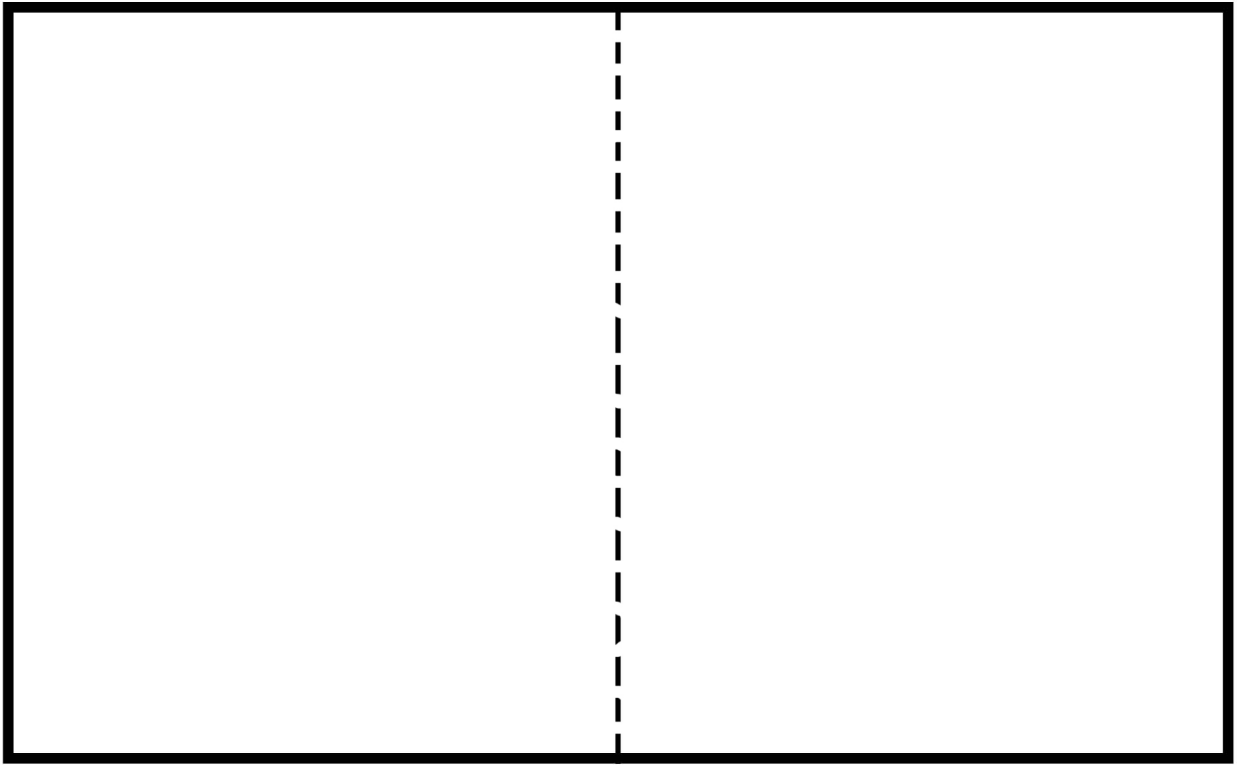
STEP 10: REPEAT THE PROCESS FOR THE OTHER PAGE



**FOR A SHORTER SESSION:
PRECUT TEMPLATE 2
FOR A SHORTER SESSION STILL:
PRECUT TEMPLATE 1 AND 3**



**GOD PROMISES US
THAT IF WE LOVE HIM
AND TRUST IN THE
BIBLE, HIS WORDS TO
US, THEN WE WILL
LIVE AND BE SECURE
NO MATTER HOW BAD
THINGS GET**






....bearing fruit in each season. Their leaves never wither, and they prosper in all they do.

Psalm 1:2-3

they delight in the law of the Lord, meditating on it day and night. They are like trees planted along the river bank...


THE GIFT OF LIFE

PSALM 1




YOU WILL NEED:


- TEMPLATE 1 PRINTED ONTO WHITE CARD
- TEMPLATE 2 PRINTED ONTO GREEN CARD
- TEMPLATE 3 AND 4 PRINTED ONTO BLUE CARD
- COLOURED PENCILS OR FELT TIPS
- DOUBLE-SIDED TAPE
- SCISSORS
- GIFT BOW




STEP 1: COLOUR AND CUT OUT TREE ON TEMPLATE 1




STEP 2: CUT OUT TEMPLATE 2, 3, AND 4




STEP 3: FOLD TEMPLATE 3 AND 4 ALONG DOTTED LINES




STEP 4: STICK ISLAND IN THE MIDDLE OF TEMPLATE 3




STEP 5: FOLD FLAP ALONG THE BOTTOM OF THE TREE




STEP 6: STICK TREE FLAP ONTO THE MIDDLE OF THE ISLAND



STEP 7: USE THE FLAPS ON TEMPLATE 4 TO STICK IT INTO A BOX LID



STEP 8: FOLD UP THE EDGES OF TEMPLATE 3 BUT DON'T STICK THEM TOGETHER



STEP 9: PUT BOX LID ON BOX




STEP 10: STICK RIBBON AND GIFT TAG ON THE LID






**FOR A SHORTER SESSION:
PRECUT TEMPLATE 1 AND 2
FOR A SHORTER SESSION STILL:
PRECUT TEMPLATE 3 AND 4**


GOD GIVES ALL WHO TRUST HIM THE GIFT OF LIFE TO THE FULL. HE GIVES SECURITY IN OUR LIVES NO MATTER HOW BAD THINGS GET. IF WE TRUST IN THE WORDS HE TELLS US IN THE BIBLE, THEN WE CAN HAVE PEACE




Template 1




template 2




I have come that
you might have life,
and have it to the
full. John 10:10




I have come that
you might have life,
and have it to the
full. John 10:10



I have come that
you might have life,
and have it to the
full. John 10:10




I have come that
you might have life,
and have it to the
full. John 10:10




I have come that
you might have life,
and have it to the
full. John 10:10



I have come that
you might have life,
and have it to the
full. John 10:10

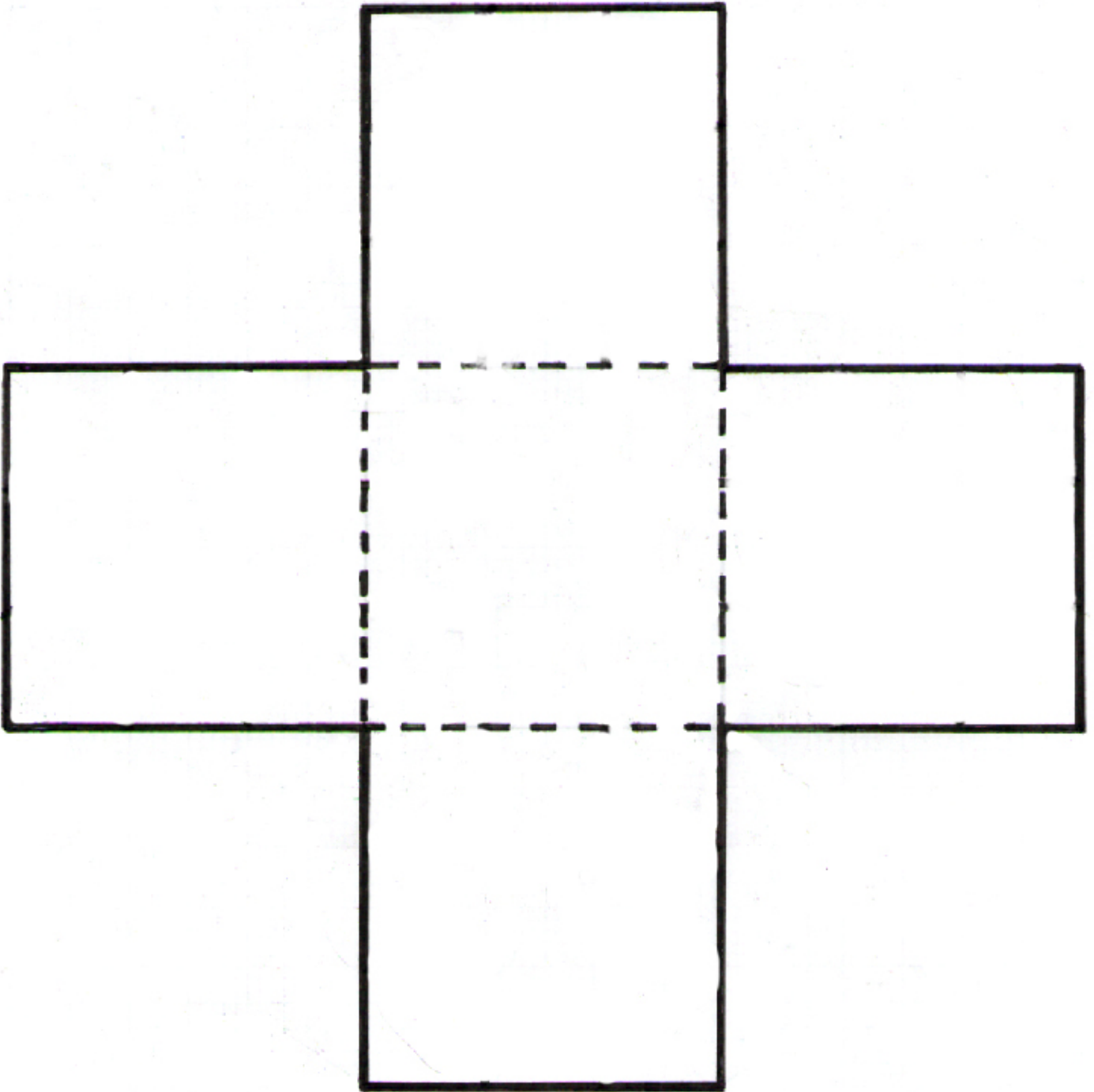


I have come that
you might have life,
and have it to the
full. John 10:10



I have come that
you might have life,
and have it to the
full. John 10:10

template 3



Template 4

