

ASK, SEEK, KNOCK MATTHEW 7:7-11



YOU WILL NEED:

- TEMPLATE PRINTED ONTO WHITE CARD
- SPLIT PINS OR PAPER FASTENERS
- COLOURED PENCILS OR FELT TIPS
- DOUBLE SIDED TAPE OR TAPE OR GLUE
- SHARP POINT SUCH AS BALL-POINT PEN, NEEDLE OR COMPASS POINT




STEP 1: COLOUR IN TEMPLATE




STEP 2: PIERCE THE MARKED HOLES WITH A SHARP POINT



STEP 3: CUT OUT THE PIECES OF THE TEMPLATE



STEP 4: ALIGN THE HOLES OF THE EGG AND PINCERS AND USE SPLIT PIN THROUGH




STEP 5: OPEN SPLIT PIN OUT




STEP 6: PIN ON TAIL IN SAME MANNER




**STEP 7: ALIGN HOLES ON TWO
PIECES OF BREAD AND STONE**



**STEP 8: PUSH THE SPLIT PIN
THROUGH THE HOLES**



**STEP 9: OPEN OUT THE SPLIT PIN
ON THE OTHER SIDE**



**STEP 10: CUT LINE OF SPIRAL TO
MAKE A SNAKE**



**STEP 11: STICK THE TAIL OF THE
SNAKE ONTO THE MARKED AREA
OF THE FISH**



**FOR A SHORTER SESSION:
PREPARE STEPS 2 AND 3**

**GOD IS OUR DEFECT
FATHER, AND DESIRES
TO ANSWER OUR
PRAYERS FOR OUR
GREATEST GOOD, EVEN
IF THE ANSWER IS
NOT OUR GREATEST
DESIRE.**

